

*The*  
**Inspector's  
Handbook**



*of the*  
**North – South Skirmish Association,  
Inc.**

*Revised 2023*

# Contents

---

## **Section 3: NATIONAL SKIRMISHES**

- 3.1.1 NATIONAL SKIRMISH REQUIRED PROGRAM (Amended 1/2023)
- 3.1.2 NATIONAL SKIRMISH COMPANY EVENTS (Amended 1/2014)
- 3.1.3 POSITION OF MUSKET COMPANIES AT NATIONALS
- 3.1.4 POSITION OF CARBINE COMPANIES AT NATIONALS
- 3.1.5 POSITION OF REVOLVER COMPANIES AT NATIONALS (Added 1/09)
- 3.2 REGIONAL SKIRMISHES
- 3.3 COMMANDERS MEETING, NATIONAL SKIRMISH
- 3.4 COMMANDERS MEETING, REGIONAL SKIRMISH
- 3.5 OPENING CEREMONY
- 3.6 AWARD CEREMONIES AT NATIONAL SKIRMISHES
- 3.7 ARTILLERY MATCHES
- 3.8 DEMONSTRATION FIRING
- 3.9 DURATION OF A NATIONAL SKIRMISH
- 3.10 SUPPORTIVE ACTIVITIES
- 3.11 SPONSORSHIP (Amended 08/11)
- 3.12 PRACTICE TARGETS (Added 2/2017, amended 8/2019)

## **SECTION 4: GENERAL RULES FOR COMPANY MATCHES**

- 4.1 MINIMUM PERSONNEL REQUIREMENTS FOR OFFICIAL COMPANIES
- 4.2 NUMBER OF OFFICIAL EVENTS REQUIRED (Amended 8/2006)
- 4.3 HITS (DEFINED)
- 4.4 TARGETS
- 4.5 INSPECTIONS
- 4.6 SHOOTING STANCE
- 4.7 IDENTIFICATION
- 4.8 UNIFORMS

4.9 FIREARMS

4.10 SHOOTING EQUIPMENT, SHOULDER ARMS COMPANY MATCHES (Amended 1/16)

4.11 SHOOTING EQUIPMENT, REVOLVER COMPANY MATCHES, NATIONAL SKIRMISHES

4.12 "FIRE" AND "CEASE FIRE" COMMANDS

4.13 BINOCULARS OR SIMILAR MAGNIFICATION DEVICES (Added 01/08)

4.14 GENERAL DUTIES OF LINE JUDGES (Added 8/2008)

4.15 FIRST CAP TO BE SNAPPED DOWN RANGE (Added 1/2011)

**SECTION 8: BREECHLOADING RIFLE/CARBINE II (BR/C2) COMPANY MATCHES**

8.1 DEFINITION

8.2 BR/C2 COMPANY PERSONNEL REQUIREMENTS

8.3 ELIGIBLE FIREARMS (SEE DEFINITIONS OF FIREARMS IN SECTION 19.3)

8.4 OFFICIAL EVENTS ( Amended 1/2011)

8.5 OPTIONAL COMPANY EVENTS

8.6 SAFETY OFFICER AND LINE JUDGE (Amended 08/09)

8.7 FIRING LINE COMMANDS, BR/C2 MATCHES (Amended 08/08)

8.8 LOADING MAGAZINE FIREARMS

8.9 SCORING, BR/C2 MATCHES

8.10 GENERAL RULES, BR/C2 MATCHES (Amended 08/08)

**SECTION 16: ELIGIBILITY OF COMPETITORS**

16.1 PARTICIPATING ORGANIZATIONS

16.2 PARTICIPATING INDIVIDUALS

16.3 COMPETITOR NUMBER

16.4 RECRUITMENT EVENTS (Added 08/11)

16.5 REDUCED-RATE (NON-SHOOTING) MEMBERS (Added 02/2017)

**SECTION 18: GENERAL RULES OF COMPETITION**

18.1 INTERFERENCE (Amended 08.2014)

18.2 VIDEO EQUIPMENT

18.3 ASSISTANCE

18.4 COACHING

- 18.5 SPOTTING
- 18.6 CROSSFIRING
- 18.7 LEAVING FIRING LINE
- 18.8 EXCHANGING ARMS (Amended 8/2012)
- 18.9 SUBSTITUTION DURING A COMPANY MATCH (Amended 1/2015)
- 18.10 DEFAULT PENALTIES (Amended 2015)
- 18.11 DISQUALIFICATION OF COMPETITORS AND COMPANIES
- 18.12 DISQUALIFICATION OF A DISABLED FIREARM
- 18.13 PORTION OF COMPANIES OF THE SAME ORGANIZATION
- 18.14 ASSIGNED POSITIONS (Amended 1/2011)
- 18.15 DESTROYING TARGET FRAMES
- 18.16 FAILURE TO HANG THE REQUIRED NUMBER OF TARGETS
- 18.17 OFFHAND POSITION
- 18.18 PROHIBITED EQUIPMENT
- 18.19 REMOVAL OF INDIVIDUAL TARGETS AT NATIONAL MATCHES
- 18.20 ALTERATION OF TARGETS
- 18.21 SUBSTITUTION OF TARGETS
- 18.22 AUTHORIZED TARGETS AT NATIONAL SKIRMISHES
- 18.23 AUTHORIZED USE OF RANGE AT NATIONAL SKIRMISHES

## **SECTION 19: SMALL ARMS**

### **IMPORTANT NOTICE**

In this, and all other sections and sub-sections of these *Skirmish Rules*, the term “approved” by the N-SSA or its designated representative(s) shall mean that the item in question has been found to meet the dimension, mechanical function, and authenticity criteria of the N-SSA. It ***does not*** in any way imply, or infer, or guarantee the safety or integrity of any particular item.

19.1 ACCEPTABLE SKIRMISH MATCH FIREARMS

19.2 EXCLUDED FIREARMS

19.3 FIREARMS DEFINITIONS

19.4 PROHIBITED FIREARMS

19.5 REPRODUCTION HAND AND SHOULDER ARMS

19.6 IDENTIFICATION OF REPRODUCTIONS

19.7 APPROVAL OF REPRODUCTION PRODUCTS (Amended 01/08)

**NOTE: Any firearm, approved or not, is subject to challenge and inspection for compliance with N-SSA rules. The burden of proof rests with the competitor (see also rules 19.8.4 and 19.8.5).**

19.8 PROOF OF APPROVAL OF INDIVIDUALLY APPROVED ARMS

19.9 MODIFICATIONS (HAND AND SHOULDER ARMS)

19.10 LOCKS (HAND AND SHOULDER ARMS)

19.11 STOCKS AND GRIPS (HAND AND SHOULDER ARMS)

19.12 BARRELS (HAND AND SHOULDER ARMS)

19.13 INVALIDATION OF APPROVAL

19.14 RAMRODS (Amended 08/06)

19.15 APPROVED REPLACEMENT BARRELS AND REPRODUCTION SMALL ARMS

## **SECTION 21: INSPECTION**

### **IMPORTANT STATEMENT**

One of the purposes of skirmishing, as stated in Article 1, Section 2, paragraph 3 of the By-Laws of the N-SSA, is to demonstrate the original manner in which the firearms of the Civil War period were fired. The object is to demonstrate how they were used, not how they might have performed with modern improvements. The use of equipment or devices contrary to the spirit of the *Skirmish Rules* is forbidden.

Skirmish or Association officials shall have the right to examine any participant's arms, accoutrements, uniform, or equipment. It shall be the responsibility of the competitor to submit doubtful shooting equipment to Skirmish or Association officials for inspection and approval in sufficient time to avoid inconveniencing either the competitor or the inspecting official. The burden of proof always rests with the competitor.

- 21.1 SCOPE
- 21.2 AUTHORITY
- 21.3 INSPECTION OF PROBATIONARY ORGANIZATIONS
- 21.4 INSPECTION OF ARTILLERY PIECES AND CREWS
- 21.5 ARTILLERY PIECES, EQUIPMENT, AND AMMUNITION
- 21.6 REPORT
- 21.7 SPOT INSPECTIONS (Amended 01/08, 01/2014)
- 21.8 TRIGGER PULL INSPECTION
- 21.9 HALF-COCK INSPECTION
- 21.10 INSPECTION OF SMALL ARMS AMMUNITION
- 21.11 SCOPE OF ACCEPTANCE
- 21.12 RESPONSIBILITY OF MEMBER ORGANIZATIONS
- 21.13 ARMS, AMMUNITION, UNIFORMS AND ACCOUTREMENTS FAILING INSPECTION

## **SECTION 22: SMALL ARMS AMMUNITION**

- 22.1 AUMMNITION, GENERAL
- 22.2 PROHIBITED PROJECTILES
- 22.3 BLACK POWDER ONLY

- 22.4 POWDER QUANTITY LIMIT
- 22.5 CARTRIDGES
- 22.6 PERCUSSION CAPS AND PRIMERS
- 22.7 EXTRA AMMUNITION

## **SECTION 24: UNIFORMS**

- 23.1 APPLICATION OF UNIFORM RULES (Amended 1/2013)
- 23.2 APPROVED UNIFORMS
- 23.3 ACCEPTABLE UNIFORM MATERIALS
- 23.4 COMPLIANCE
- 23.5 CONFEDERATE UNIFORMS
- 23.6 DISQUALIFICATION BY UNIFORM COMMITTEE
- 23.7 COATS
- 23.8 HEADGEAR
- 23.9 PINS AND BADGES
- 23.10 TROUSERS AND SUSPENDERS
- 23.11 SHIRTS
- 23.12 FOOTWEAR
- 23.13 BOOTS
- 23.14 NAVAL UNIFORMS
- 23.15 CIVILIAN CLOTHING

## **SECTION 24: ACCOUTREMENTS**

- 24.1 DEFINITION
- 24.2 AUTHENTICITY OF PATTERNS
- 24.3 PROOF OF AUTHENTICITY
- 24.4 USE OF ORIGINAL ACCOUTREMENTS

## **APPROVED FIREARMS**

### **SECTION 4: GENERAL RULES FOR COMPANY MATCHES**

NOTE: These general rules apply to **all** company matches at **all** N-SSA skirmishes. They are to be used in conjunction with the rules for specific company matches, and in conjunction with sections specific to functions such as inspection, uniforms, firearms, etc.

#### **4.1 MINIMUM PERSONNEL REQUIREMENTS FOR OFFICIAL COMPANIES**

Company size	Minimum of unit's members required
3.....	2
4.....	3
5.....	3
8.....	5

##### **4.1.1 ELIGIBILITY FOR AWARDS**

A company that does not contain the minimum number of members of a single unit shall not be eligible for any company match awards.

#### **4.2 NUMBER OF OFFICIAL EVENTS REQUIRED** (amended 8/2006)

- a. Minimum proportion of total events to required events

<u>Total events</u>	<u>Number of official events required</u>
3.....	2
4.....	3
5.....	3
6.....	4
7.....	4
8.....	5
9.....	5
10.....	6

- b. No more than one silhouette event per match.
- c. If a pigeon board (mounted pigeons) is used, it must precede all other 50-yard events. Clay pigeon backer boards must be previously unused.

#### **4.3 HITS (DEFINED)**

- a. A silhouette target is considered hit if the arc of the bullet overlaps the arc or plane of the outer edge of the target.
- b. A target intended to be eliminated shall be considered hit if:
1. The wire or the clip by which it is suspended is cut, causing it to fall.
  2. The target shows a mark, crack, chip, or dent from having been hit by a bullet.

3. A part is broken off the target or it is knocked to the ground by fragments of another target eliminated by a bullet.

#### 4.4 TARGETS

- a. CONTRAST - When clear or translucent liquid-filled targets are used, they shall be filled with a liquid that contrasts with the background.
- b. COLOR—
  1. All targets, whenever possible, shall be of a color that contrasts with the background.
  2. All targets used in a company event must be of uniform color for all companies.
  3. All clay pigeons used in a company event must be of the same color patterns (black ring or full color) for all companies.
- c. SHRAPNEL—Targets may be filled with liquid or powder, but shall not contain hard non-integral components generally considered shrapnel (e.g., stones, target chips, lead, or other hard materials).

d. HANGING TARGETS—

1. For hanging target events, the targets must be hung singly and securely by wisting the wire into a closed loop around or through the upper crossmembers of the frame (see rule 4.4(h)).
2. The wire must also be twisted into a closed loop around, upon, through, or within the target, as demonstrated by the Skirmish Director.
3. Pots may be secured by a closed loop or by a washer supplied by the skirmish hosts that are larger than the hole in the bottom of the pot (see figure 4.1).

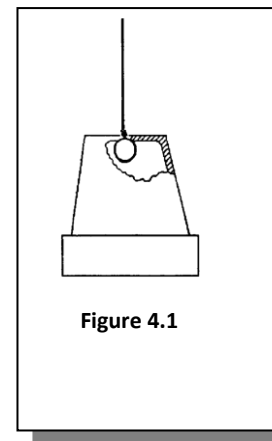
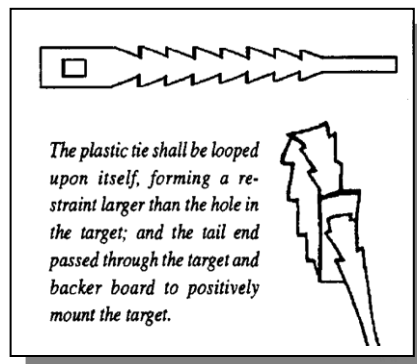


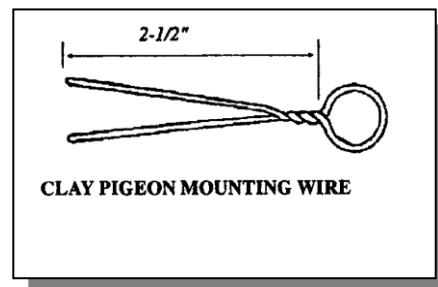
Figure 4.1

- e. PIGEON BOARD ATTACHMENTS—Pigeons shall be mounted using either a trash bag tie looped back through itself (see figure 4.2) or a wire device as in figure 4.3.



*The plastic tie shall be looped upon itself, forming a restraint larger than the hole in the target; and the tail end passed through the target and backer board to positively mount the target.*

Figure 4.2



CLAY PIGEON MOUNTING WIRE

Figure 4.3

f. **FALLEN TARGETS**—Targets that fall off the upper cross member after the LOAD command and before the COMMENCE FIRE command shall be scored as unhit per targets **table 28.2(a, b, or c)**.

g. **CHEATING** - A company found to have wired two or more targets together or to have hung targets without closed loops (or washers, if supplied) shall be disqualified from that event and penalized by being given the time equivalent of full time plus all targets unhit.

h. **SPACING**—

1. For hanging elimination events, the targets must be hung alternately high and low.
2. The upper row of targets shall be hung approximately 6 inches from the top member of the frame.
3. The lower row of targets must be hung beneath the upper row.
4. There must be at least a target's width of space between each two adjacent targets, with all the targets hung equally spaced across the entire width of the target frame.

i. **WIRES**—Wires used at Fort Shenandoah must be no.16 – no.19 soft annealed black iron wire, and must be at least 30 inches in length. Wires used at other regional skirmishes must be at least 30 inches in length.

---

#### **4.5 INSPECTIONS**

- a. All companies are subject to random inspection.
- b. Inspections shall include firearms, accoutrements, and uniforms.

---

#### **4.6 SHOOTING STANCE**

All firing must be from the offhand position.

---

#### **4.7 IDENTIFICATION**

(amended 08/06)

- a. Each competitor in a company match must wear his/her valid N-SSA membership card visibly.
- b. The membership card worn must be an original card, issued by the N-SSA, and not a copy or facsimile. **(See rule 16.2.1)**

---

#### **4.8 UNIFORMS**

Each competitor in a company match must wear the approved uniform of his/her member organization.

---

#### **4.9 FIREARMS**

- a. Firearms must conform to N-SSA requirements.

1. Non-production reproduction arms or arms that have been altered since production must have an approval card from the Small Arms Committee.
  2. That card or a copy should be carried so it can be shown to an inspector or to a skirmish official if the approval of the arm comes into question.
  3. The burden of proof is on the competitor.
- b. Accoutrements must conform to N-SSA requirements.

#### **4.10 SHOOTING EQUIPMENT, SHOULDER ARM COMPANY MATCHES (amended 01/2016)**

- a. During the company matches, ammunition supplies, cleaning equipment and equipment boxes must be kept at least 10 feet behind the firing line and 3 feet from the nearest spectator.
- b. Competitors firing in a company event may not place shooting kits or accoutrements on the ground, with the exceptions of an edged weapon of the period used to support a ramrod, and cleaning rods during carbine and breechloading rifle/carbine II events.
- c. All ammunition components and shooting equipment must be carried by, suspended from, or attached to the competitor's person, in cartridge boxes, waist belts, or haversacks.
- d. Ammunition used during firing shall be loaded only from a rigid leather cartridge box or one made from several stitched layers of cloth of the type made for the Confederacy. On the range, ammunition must be transferred from storage boxes into cartridge boxes in the ready area.
- e. Cartridge boxes shall otherwise comply with **rules 24.2, 24.2.1, and 22.5(a)**, and must be used appropriately.
- f. At Fort Shenandoah, arms may not be leaned against the ready area fence.

#### **4.11 SHOOTING EQUIPMENT, REVOLVER COMPANY MATCHES, NATIONAL SKIRMISHES**

- a. Revolver Company matches at National Skirmishes shall only be conducted from a fixed firing line on which loading benches are erected.
- b. All loading gear and shooting kits shall be placed on or under the loading bench. Shooters shall stand behind the loading bench for loading and shooting.
- c. There shall be no open powder containers on the loading bench.
- d. Loading shall be done from sealed containers, each holding one pre-measured charge.

#### **4.12 "FIRE" AND "CEASE FIRE" COMMANDS**

Rather than giving these commands by voice, the commands may be signaled by a two-second whistle blast, horn blast, or tone generator sound.

#### **4.13 BINOCULARS OR SIMILAR MAGNIFICATION DEVICES (added 01/06)**

One pair of binoculars, or a similar magnification device, may be used by a member of a company, providing they are/it is carried on the person of a member of the company.

#### **4.14 GENERAL DUTIES OF LINE JUDGES (added 8/2006)**

- a. The duties of a line judge, during an *elimination* event, are to:
  1. Time the event, using a digital electronic stopwatch
  2. Start the watch at the signal to commence fire.
  3. Stop the watch at the command of the company commander.
  4. Observe that shots are not fired before the commence fire or after the cease fire signals.
  5. Observe the target frame after time is called to ensure that loaded arms are not fired into unhit targets or target fragments.
  6. Verify, if necessary, that all targets are hit.
  7. Convert the elapsed time into seconds and tenths.
  8. Record the elapsed time, in seconds and tenths, on the score card, and sign the card.
  9. Record the number of targets remaining, if any, on the score card.
  10. Record the appropriate penalty code letter, when applicable, in the Penalty column on the score card.
  11. Determine if the competing company meets minimum personnel requirements as described in Rule 4.1.
- b. The duties of a line judge, during a *silhouette* event, are to:
  1. Observe that shots are not fired before the commence fire or after the cease fire signals
  2. Observe the target frame to ensure that loaded arms are not fired into the target(s) after the cease fire command.
  3. Count the number of hits in the target(s).
  4. Record the number of hits on the score card, and sign the card.

#### **4.15 GENERAL DUTIES OF SAFETY OFFICERS**

(added 08/06)

- a. A Safety Officer must have a working knowledge of all parts of **SECTION 20: LOADING AND CLEARING SMALL ARMS** that pertain to the type of arm being used in competition.
- b. Safety Officers must observe the loading, firing and clearing procedures of all competitors of the company to which he/she is assigned.
- c. A safety officer must focus all attention on the competitors on his position, and must not watch the targets break.
- d. A Safety Officer must inform a competitor of safety violations, and must stop unsafe practices when observed.
- e. The red flag must be raised in only TWO situations:
  1. AFTER the CEASE FIRE command has been given from the tower, to inform the tower that there is a fouled arm on that position;
  2. During an event if there is a condition on that position that requires the immediate cessation of fire; for example, a medical emergency requiring the immediate attention of medical personnel.

#### **4.16 FIRST CAP TO BE SNAPPED DOWNRANGE**

(added 1/2011)

When snapping caps before an event or when clearing shoulder arms after an event the first cap must be aimed downrange and snapped from the shoulder. All caps snapped on a handgun must be aimed downrange.

## **SECTION 8: BREECHLOADING RIFLE/CARBINE II (BR/C2)**

### **COMPANY MATCHES**

**NOTE;** *Section 8.7 is the DEFAULT script for regional BR/C2 company matches. Any deviation from these scripts must be approved by the Region Commander. The scripts for national skirmish matches are provided by the Program Committee with the approval of the National Commander.*

#### **8.1 DEFINITION**

- a. A breechloading rifle/carbine II company match consists of three or more separate events fired by companies of skirmishers using firearms approved for use in breechloading rifle/carbine II company matches.
- b. It is a required element of all national skirmishes, and may be used in regional skirmishes.

##### **8.1.1 SINGLE-SHOT BR/C2 COMPANIES**

- a. The national skirmish breechloading rifle/carbine II company matches shall include a separate class for **single-shot breechloading rifle/carbine II companies (Class SS)**.
- b. All members of a single-shot company must fire single-shot firearms. Their times shall be ranked only against other single-shot companies.

##### **8.1.2 SPENCER COMPANIES**

(added 08/2013)

- a. The national skirmish breechloading rifle/carbine II company matches shall include a separate class for Spencer firearms.
- b. All members of a Spencer company must fire Spencer firearms.
- c. Their times shall be ranked only against other Spencer companies.
- d. Targets shall be the same as for other non-SS BR/C2 companies.

#### **8.2 BR/C2 COMPANY PERSONNEL REQUIREMENTS**

- a. A company may include more than the required number of skirmishers, but not more than the required number may compete at a time on the firing line during the company events.
- b. Supernumeraries from other organizations may fill vacancies in reduced companies with the permission of the Skirmish Director, the companies involved, and the individuals.
- c. No company may compete for awards unless it contains at least the minimum number of members of its own organization in accordance with **rule 4.1**.

- d. For purposes of credit for participation in a minimum number of skirmishes annually, the term “compete” also means “participate.”

#### **8.2.1 BR/C2 COMPANY, NATIONAL SKIRMISHES**

---

For national skirmishes a BR/C2 company shall consist of four persons.

#### **8.2.2 BR/C2 COMPANY, REGIONAL SKIRMISHES**

---

For regional skirmishes either three-person or four-person companies may be used, but not both.

#### **8.3 ELIGIBLE FIREARMS (see definitions of firearms in Section 19.3)**

---

- a. Breechloading Rifles
- b. Carbine II
- c. Single-shot Breechloading Rifle or Carbine II

#### **8.4 OFFICIAL EVENTS (amended 01/2011)**

---

- a. Official events for BR/C2 company matches must come from this list, and must be conducted as prescribed.
- b. These events are of two types: **silhouette events (8.4.1)** and **elimination events (8.4.2)**.

##### **8.4.1 SILHOUETTE EVENTS**

---

- A. SILHOUETTES—50 or 100 yards—Volley fire or 2-minute rapid-fire.
  - a. If volley fire, a maximum of five hits per competitor shall be scored.
  - b. Volley fire events must be scored with **Table 28.1(a)**.
  - c. If rapid-fire, the total number of hits must be scored.
  - d. Rapid-fire events must be scored with **Table 28.1(b)**.
  - e. No silhouette target may be of any human form or caricature.
  - f. No more than one silhouette event may be used in a skirmish.
    - 1. One octagonal 24" cardboard or wallboard target, 100 yards.
    - 2. Two 12" square cardboard or wallboard targets, 100 yards.
    - 3. One target per competitor on a cardboard backer, 50 or 100 yards.
      - a. All rectangular, sides 6" minimum, 12" maximum.
      - b. All circular, diameter 6" minimum, 12" maximum
    - 4. One diamond per competitor, 50 yards, 5" sides, points up.
    - 5. One diamond per competitor, 100 yards, 8" sides, points up.

##### **8.4.2 ELIMINATION EVENTS**

---

- B. CLAY PIGEONS—50 yards, rapid fire, standard 4.25" clay pigeons.
  - 1. 24 or 32 (18 or 24) pigeons on a backer, mounted with trash bag ties or wire clips, pigeons showing either black or color side, all pigeons on the board must be of uniform color (**see rule 4.4(b)**).
  - 2. 16 (12) hanging pigeons. All pigeons in a frame must be of uniform color.

- C. CLAY POTS—50 or 100 yards, rapid fire. (amended 08/2010)
1. 16 (12) standard 3" pots or breakable pot silhouettes, hanging wide end down at 50 yards.
  2. 10 (8) standard 6" pots, hanging wide end down at 100 yards.

- D. CLAY DISCS OR PLATES—100 yards, rapid fire
1. 10 (8) hanging, drilled, 6" or 8" diameter discs or plates.

If targets are not uniform in types or size, then each company shall have equal ratios of the various types and sizes.

- E. METAL CANS—50 yards, rapid fire.
1. 16 (12) hanging, liquid filled 12-ounce cans.
- May be painted or unpainted, but must be uniformly so for all companies.

- F. TILES—50 or 100 yards, rapid fire.
1. 16 (12) hanging, drilled, 4" square tiles at 50 yards
  2. 10 (8) hanging, drilled, 6" square tiles at 100 yards.

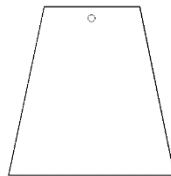
All 4" or 6" tiles shall be hung as either diamonds or squares, but must be hung uniformly by all companies. The Skirmish Director shall decide the pattern.

- G. STYROFOAM CUPS—50 or 100 yards, rapid fire.
1. 16 (12) hanging 6 to 12 ounce liquid- or powder-filled cups at 50 yards.
  2. 10 (8) hanging 32 ounce liquid- or powder-filled cups at 100 yards.

- H. CLEAR PLASTIC CUPS—50 yards, rapid fire.
1. 16 (12) hanging 6 to 12 ounce, colored-liquid-filled cup

- I. JUGS AND BOTTLES—100 yards, rapid fire.
1. 10 (8) hanging one-half gallon translucent jugs filled with colored liquid.
  2. 10 (8) hanging two-liter clear or translucent bottles filled with colored liquid.  
False bottoms must be removed.

- J. WOODEN TRAPEZOIDS -50 yards, rapid fire. (added 08/2011)
1. 16 (12) hanging isosceles trapezoids with bases of 2 and 3 ½ inches, cut from nominal 1x4s or 2x4s (*see illustration*).



- a. May be painted or unpainted, but must be uniformly so for all companies.

b. To be hung on a wire stapled or nailed to the block, or looped through a hole drilled through the block, or looped through a rubber band centered on the block.

c. Must be hung with the wider base down, as illustrated.

K. WOOD BLOCKS—50 yards, rapid fire.

1. 16 (12) hanging nominal 4x4 wood blocks cut square from nominal 1x4s, 2x4s, or 4x4s.

a. May be painted or unpainted, but must be uniformly so for all companies.

b. May be hung as squares or diamonds, but must be uniform on the frame.

c. To be hung on a wire stapled or nailed to the block, or looped through a hole drilled through the block, or looped through a rubber band centered on the block.

L. BOTTLES—50 yards, rapid fire.

1. 16 (12) plastic water bottles. Bottle must be of uniform size and filled with colored liquid. False bottoms must be removed.

**8.5** OPTIONAL COMPANY EVENTS

---

a. The remaining company events may include any elimination, point or sequence events that the Skirmish Director desires.

b. Targets should be of the destructible type so competitors, judges and spectators may observe the progress of the firing.

c. Exploding targets are not permitted. In no case shall any form of live animal, fish or fowl be used as targeting or part of targeting in an official or unofficial event.

**8.6** SAFETY OFFICER AND LINE JUDGE

(amended 08/09)

a. In skirmishes shooting only one relay, each competing company must supply one individual in uniform to act as safety officer/line judge for another company.

b. Failure to provide a safety officer/line judge, with a stopwatch, may disqualify the company for that match.

c. As safety officer, he/she shall ensure that the company to which he/she is assigned follows safety procedures, and clears each of their arms after each event.

d. As line judge, he/she shall keep and record the company's time for each event and ensure that all claimed targets are hit.

e. In multiple-relay matches, two individuals shall perform line judge and safety officer functions for another competing company firing on a different relay.

**8.7** FIRING LINE COMMANDS, BR/C2 MATCHES

(amended 08/08)

2. **"COMPETITORS TO THE FIRING LINE!"** Companies shall have one minute to assemble their members on the firing line and prepare for the event.

3. ***"ONE MINUTE TO SNAP CAPS!"*** This command is to be used only if necessary. If there are no externally-primed firearms on the line, it may be omitted. *NOTE: The first cap must be aimed downrange and fired from the shoulder.* If there are no externally primed firearms on the line, the command to snap caps may be omitted. After one minute has expired, the following command is given:
4. ***"CEASE FIRE!"*** followed by
5. ***"LOAD MAGAZINES!"*** Competitors shall load the magazines of magazine-equipped arms, but must not chamber a round.
6. ***"LOAD AND COME TO THE READY!"*** Competitors with magazine-equipped arms may chamber a round and come to the ready position. Competitors with single-shot arms may load and come to the ready position.
7. ***"FIRE!"*** Companies may commence firing and reload, as necessary, until all targets are hit or the 3-minute time limit expires.
8. ***"CEASE FIRING!"*** All competitors must stop firing immediately. All firearms must be held with the muzzle pointed downrange. Competitors shall await further commands from the tower.
9. ***"SAFETIES, CLEAR THE LINE!"*** Each competitor shall have his firearm cleared in accordance with **rules 20.7, 20.11, 20.14, or 20.15** prior to leaving the firing line. Each company must wait until all its firearms have been cleared, and the safety officer informs them that the line is clear, before leaving the firing line.

#### **8.8 LOADING MAGAZINE FIREARMS**

---

- a. Each competitor must bring a cleaning rod to the firing line to facilitate the clearing process.
- b. The barrel of the firearm must be pointed downrange in a near horizontal position during loading and reloading.
- c. No multiple cartridge "speed loaders" may be used at any time; however, if a loading tube was originally issued for the firearm, it may be used on the line to load or to reload (**see rules 20.3(b) and 20.4**). An example of this would be a Blakeslee tube for the Spencer rifle or carbine.
- d. Companies shall have up to five minutes between events to clean their firearms, recover spent cartridges and refill cartridge boxes.
- e. Competitors using the Henry rifle may load the magazine only once per event. During an event, when all rounds from the magazine have been fired, further rounds must be individually loaded directly into the breech.

#### **8.9 SCORING, BR/C2 MATCHES**

---

- a. Scoring shall be done on an elapsed time basis.
- b. Time shall be called when the team captain believes all targets are broken or when three minutes have elapsed, whichever comes first.

#### **8.10 GENERAL RULES, BR/C2 MATCHES**

---

(amended 08/08)

- a. A breechloading rifle/carbine II company match must consist of at least three separate events, of which at least two must be official events.
- b. The length of each event for magazine arms shall not exceed three minutes (180 seconds).

- c. The length of each event for single-shot arms shall not exceed five minutes (300 seconds).
- d. The match may consist of only one relay. If so, all targets may be hung before the start of the match.
- e. A breechloading rifle/carbine II company match may be scheduled in conjunction with another company match, specifically a smoothbore match or a traditional musket match.
- f. A mixed company of repeater and single-shot arms must compete as a repeater company.
- g. If single-shot companies compete against repeater companies at regional skirmishes, they shall use half the number of targets, rounded up to the next whole target.

## **SECTION 16: ELIGIBILITY OF COMPETITORS**

---

### **16.1 PARTICIPATING ORGANIZATIONS**

---

Any member organization or probationary member organization of the N-SSA, after having met all the registration requirements, may participate in N-SSA official skirmishes.

#### **16.1.1 COMPANIES**

---

Each member or probationary organization may enter as many companies at it desires in a skirmish, subject to limits of range space.

#### **16.1.2 INDIVIDUALS**

---

An organization may enter as many participants for the individual matches as the program allows.

### **16.2 PARTICIPATING INDIVIDUALS**

---

Every participant in an N-SSA official skirmish must be a member in good standing of a member or probationary organization, and must have been assigned an N-SSA competitor number.

- a. An individual cannot compete in an official skirmish until a competitor number has been assigned and a membership card issued.
- b. Regional commanders can issue temporary membership cards when the organization or the Executive Secretary can verify the assignment of a competitor number.

#### **16.2.1 WEARING THE MEMBERSHIP CARD**

(amended 08/06)

- a. Each participant in an N-SSA skirmish must wear his/her membership card **in a visible location** while participating in any individual or company activity or while in front of the safety line.
- b. Wearing the card in a hidden area, such as under a haversack flap, is prohibited.
- c. Failure to display the card shall cause the individual to be removed to behind the safety line.

- d. The membership card worn must be an original card, issued by the N-SSA, and not a copy or facsimile.

#### **16.2.2 NON-MEMBER FIRING AT REGIONAL SKIRMISHES** (added 01/08)

- a. At regional skirmishes only, non-member guests of the Association may be allowed to fire official targets, using N-SSA approved arms only, under the supervision of a regional officer and a sponsoring member in good standing.
- b. A target fired by the guest shall not be scored by skirmish staff and shall not be eligible for awards.
- c. A guest may fire in individual matches, but not for score. He/she must be under the direct supervision of a member. A guest may not participate in artillery competition or company matches.  
(Amended 08/2016)
- d. The decision to allow non-member participation and to charge or not charge a fee for guest targets shall be made by the Region Commander and skirmish staff.

#### **16.3 COMPETITOR NUMBER**

- a. Each member of every N-SSA member organization shall be assigned a permanent competitor number to be used for match registrations and as otherwise needed.
- b. The competitor number shall be assigned by the Executive Secretary.
- c. Each member's number shall remain with him/her as long he/she remains a member of the N-SSA.
- d. When the individual is no longer a member of a member organization the number shall be retired and shall not be assigned to any other person.
- e. It shall be the responsibility of the member organization to notify the Executive Secretary in writing when a person ceases to be a member of the organization.
- f. If the person rejoins any N-SSA organization, once having had a number assigned, the old number shall be restored to that person.
- g. A "V," denoting "veteran," following a competitor number indicates the competitor has at least 10 years of membership in the N-SSA.

##### **16.3.1 NOTIFICATION OF NON-MEMBER STATUS**

- a. It is the responsibility of an organization to notify the Executive Secretary in writing when a person ceases to be a member of the organization.
- b. After receiving notification of the deletion of a member from an organization's roster, the Executive Secretary shall immediately notify the deleted member in writing that until he/she is included on the roster of another N-SSA organization, he/she shall not be

allowed to participate in any official N-SSA skirmishes or other events.

### **16.3.2 PROHIBITION OF “DUAL MEMBERSHIP”**

---

- a. An individual shall be a member of only one member organization at a time, and the organization to which he/she belongs shall be the one named on his/her N-SSA membership card.
- b. Membership in more than one organization at a time (dual membership) is prohibited, and claims of dual membership shall not be recognized by skirmish or association officials.

### **16.4 RECRUITMENT EVENTS**

(added 08/11)

- a. Regions may invite non-members to open house/live fire events to generate interest in black powder shooting as long as the non-members do not participate in official skirmishes (except as in **rule 16.2.2**).
- b. Such events must receive insurance coverage by applying for approval in the usual manner.

### **16.5 REDUCED-RATE (NON-SHOOTING) MEMBERS**

(added 02/2017)

- a. Reduced rate (non-shooting) members may not participate as shooters or crew members serving a piece in any shooting event or in any artillery/mortar match.
- b. Reduced-rate (non-shooting) members must display the correct membership card when in the ready area or on the range.

## **SECTION 18: GENERAL RULES OF COMPETITION**

---

### **18.1 INTERFERENCE**

(amended 08/2014)

The firing points and company positions shall be kept clear at all times with the exception of competitors actually firing, individual match spotters, necessary range personnel and persons granted permission by the range officials. All non-firing competitors shall remain behind the firing line to allow sufficient room for line judges and safety officers to perform their duties.

### **18.2 VIDEO EQUIPMENT**

---

No video equipment may be used on the firing line during company matches. Any such equipment must be kept at least 10 feet behind the line.

### **18.3 ASSISTANCE**

---

“Assistance” shall be defined as giving ammunition, caps, equipment, tools, or physical help to a competitor during competition.

#### **18.3.1 ASSISTANCE DURING INDIVIDUAL MATCHES**

---

- a. During the individual matches, all loading and firing must be done by the competitor.
- b. Assistance is permitted from behind the firing line as long as it does not interfere with other competitors.

#### **18.3.2 ASSISTANCE DURING COMPANY MATCHES**

---

- a. Assistance shall be received only from another member of the competitor's company.
- b. No assistance is permitted by anyone from behind the firing line during company matches.
- c. The penalty for violation shall be disqualification under **rule 18.10**.

### **18.4 COACHING**

---

"Coaching" shall be defined as giving advice or verbal assistance to a competitor during competition.

#### **18.4.1 COACHING DURING INDIVIDUAL MATCHES**

---

**An individual match competitor may have one coach, as long as the coaching does not interfere with other competitors.**

#### **18.4.2 COACHING DURING COMPANY MATCHES** (amended effective 2018)

---

- a. Only another competing member of the competitor's company shall coach a company match competitor.
- b. No coaching is permitted by anyone from behind the firing line during company matches.
- c. The penalty for violation shall be disqualification under **rule 18.10**.

### **18.5 SPOTTING**

---

"Spotting" shall be defined as giving information to a competitor during competition regarding the status of a target or targets.

#### **18.5.1 SPOTTING DURING INDIVIDUAL MATCHES**

---

An individual match competitor may have the help of a spotter, as long as the spotter does not interfere with other competitors.

### **18.5.2 SPOTTING DURING COMPANY MATCHES**

- a. Only other members of the competing company may spot for a company match competitor.
- b. No spotting is permitted by anyone behind the firing line.
- c. The penalty for violation shall be disqualification under **rule 18.10**.

### **18.6 CROSSFIRING**

- a. Competitors must confine all firing during matches to targets within their own frame, and must empty loaded arms at the end of events into the backstop.
- b. Deliberate crossfiring into frames of other competitors is prohibited.

#### **18.6.1 CROSSFIRING DURING AN INDIVIDUAL MATCH**

- a. No competitor may fire deliberately on the target of another competitor in the individual matches.
- b. Violation shall result in the disqualification of the violator's target for that event.

#### **18.6.2 CROSSFIRING DURING A COMPANY MATCH** (amended 01/2012)

- a. During a company match, no competitor may break any target or target fragments of another company after time has been called by his/her company or after the command to CEASE FIRE has been given.
- b. Violation shall result in penalization under **rule 28.7.3**.

### **18.7 LEAVING FIRING LINE**

- a. Competitors in company matches may not leave the firing line after the command "FIRE" or, after the company finishes the event, until the clearing of arms is completed according to **rules 20.10** through **20.15**, as appropriate.
- b. Each company may retire upon direction of the company Safety Officer, who, after satisfactory completion of his inspection, shall give the command, "THE LINE IS CLEAR."
  - a. A competitor with a fouled arm shall not leave the line until the arm has been cleared in accordance with **rule 20.9**.

### **18.8 EXCHANGING ARMS** (amended 8/2012)

Competitors may not exchange arms during a company event. Violation shall result in disqualification under **rule 18.10**.

### **18.9 SUBSTITUTION DURING A COMPANY MATCH** (amended 1/2015)

Substitutions are allowed in company matches, but no shooter may fire on more than one musket company, one carbine company, one revolver company, one breechloading rifle/carbine II company, one single-shot breechloader, and one smoothbore company at a skirmish.

#### **18.9.1 SUBSTITUTION DURING A COMPANY EVENT**

No substitutions may be made during an event after the event commences. Violations are penalized under **rule 18.10**.

#### **18.9.2 ILLEGAL SUBSTITUTION, INDIVIDUAL** (amended 8/2012 and 1/2015)

---

An individual who participates on more than one musket company, carbine company, revolver company, breechloading rifle/carbine II company, single-shot breechloader, or smoothbore company at a skirmish shall be barred from participation under Article II, Section 7 of the Bylaws.

#### **18.9.3 ILLEGAL SUBSTITUTION, COMPANY**

---

A company that knowingly employs a shooter who has already fired on another company at that skirmish shall be disqualified from further participation in that company match and its times shall be canceled.

#### **18.9.4 ILLEGAL SUBSTITUTION WITHIN COMPANIES OF AN ORGANIZATION**

---

An organization that moves shooters from one of its companies to another during company matches shall cause those companies to be disqualified from further participation in that company match.

### **18.10 DEFAULT PENALTIES** (amended 2015)

---

Unless otherwise provided, the default penalties shall be: An individual who commits an infraction during individual matches shall lose the score from the last match fired.

- a. A company which commits an infraction during a company match through an action of one or more of its members or failure of one or more of its arms to pass inspection shall receive 150% of its time for the last event fired (time plus 50%).

### **18.11 DISQUALIFICATION OF COMPETITORS AND COMPANIES**

---

Competitors violating rules in this section or other rules pertaining to sportsmanship or duties of competitors may be disqualified by the Skirmish Director or the Inspector General from competing in the remainder of the individual matches, or the remainder of the company match, or the remainder of the skirmish, as appropriate.

#### **18.11.1 DISQUALIFICATION, COMPETITORS FAILING INSPECTION, COMPANY MATCHES**

- a. An individual who fails to pass an inspection during a company match shall be disqualified from further competition in that company match until the violation has been corrected to the satisfaction of the Inspector General or the inspecting officer who found the violation.
- b. The failure of an individual or their firearm on a company to pass inspection shall cause that company to be penalized under **rule 18.10**. (Amended 01/2022)

**18.11.2 DISQUALIFICATION, COMPETITORS FAILING INSPECTION, INDIVIDUAL MATCHES** (amended 01/2014)

An individual who fails to pass an inspection during the individual matches shall have the target just fired disqualified, and the arm shall be disqualified from further competition until the violation has been corrected to the satisfaction of the Inspector General or the inspecting officer who found the violation.

**18.12 DISQUALIFICATION OF A DISABLED FIREARM**

If a firearm has been disabled and cleared three times in one skirmish, it shall be declared unfit for competition, and shall not be used again in that skirmish. (Amended 01/2022)

**18.13 POSITION OF COMPANIES OF THE SAME ORGANIZATION**

- a. Different companies of the same organization may be assigned to fire in the same relay or in different relays, but when firing in the same relay, they shall not be assigned to adjacent positions.
- b. For convenience to the members of such companies, they shall be assigned as close to each other's positions as possible.

**18.14 ASSIGNED POSITIONS** (amended 1/2011)

**18.14.1 NATIONAL SKIRMISHES** (amended 1/2013)

- a. Companies shall fire only on the position assigned to them, unless permitted by the National Commander to make a change.
- b. A company that fires without permission from a position other than that to which assigned shall be disqualified from that company match.

**18.14.2 OTHER SKIRMISHES**

(amended 1/2013)

- a. Companies shall fire only on the positions assigned to them, unless permitted by the Skirmish Director to make a change.
- b. A company that fires without permission from a position other than that to which assigned shall be disqualified from that company match.

**18.15 DESTROYING TARGET FRAMES**

- a. A company shall not eliminate targets by destroying the target frame.
- b. Companies shall not fire on targets that have been grounded from a broken target frame.
- c. Any company intentionally firing upon its target frame to cause elimination of the targets shall be disqualified from further competition at that skirmish.
- d. Any company that accidentally causes the frame to collapse shall have its time for that event canceled and shall re-fire the event during a succeeding relay on one of the hospital target frames.
- e. A penalty of 10 seconds shall be added to the time of the company for the re-fired event.

#### **18.16 FAILURE TO HANG THE REQUIRED NUMBER OF TARGETS**

A company that fires an event after hanging less than the proper number of targets shall be penalized full time for that event with additional time added for each missing and/or unhit target as prescribed in **Table 28.2 (a, b, or c)**.

#### **18.17 OFFHAND POSITION**

All matches shall be fired from the offhand position. The position of the supporting arm shall be at the competitor's discretion.

##### **18.17.1 REVOLVERS AND PISTOLS**

- a. All firing shall be done with the firearm held in one hand only, supported only by the strength of the arm, the other arm being used in no way to support the firearm or shooting arm.
- b. All portions of the shooter's clothing, body and firearm shall be clear of artificial supports.

#### **18.18 PROHIBITED EQUIPMENT**

- a. Slings or other items of equipment not otherwise prohibited by these rules shall not be used to support or to steady shoulder arms.
- b. Modern shooting jackets with shoulder pads may not be worn during individual or company matches.
- c. Shoulder pads shall not be used unless worn inside the clothing where not visible and worn only for the protection of the body.

#### **18.19 REMOVAL OF INDIVIDUAL TARGETS AT NATIONAL MATCHES**

At National Skirmishes, an individual target shall be removed only by staff personnel.

#### **18.20 ALTERATION OF TARGETS**

- a. Alteration of targets in any form is prohibited; i.e., spotting marks on individual or company match targets.
- b. An altered individual target shall be disqualified.
- c. An altered company match target shall be penalized under **rule 18.10**.

#### **18.21 SUBSTITUTION OF TARGETS**

- a. Substitution of individual match targets and/or alteration of target labels shall not be permitted.
- b. A competitor found to have made such a modification shall be penalized by disqualification of that target. In addition, **rule 17.2** may also be applied.

#### **18.22 AUTHORIZED TARGETS AT NATIONAL SKIRMISHES**

At National Skirmishes only pre-registered official targets for that skirmish and sanctioned individual practice targets may be fired upon (see also **rule 3.12**).

#### **18.23 AUTHORIZED USE OF RANGE AT NATIONAL SKIRMISHES**

The range may be used only by registered competitors, firing in competition, during scheduled individual and company matches.

## SECTION 19: SMALL ARMS

---

### IMPORTANT NOTICE.

In this, and all other sections and sub-sections of these *Skirmish Rules*, the term “approved” by the N-SSA or its designated representative(s) shall mean that the item in question has been found to meet the dimension, configuration, mechanical function,

#### 19.1 ACCEPTABLE SKIRMISH MATCH FIREARMS

---

- a. Only original or reproductions of military firearms manufactured during the Civil War or prewar era, and which meet the criteria set forth in these rules, shall be used for competition.
- b. Those arms must have been manufactured prior to 26 April 1865 in quantities of at least 100 arms each.
- c. The arms must have been possessed by a US, CS, state, or local military authority during the American Civil War, but they do not need to have been issued to troops in the field.

#### 19.2 EXCLUDED FIREARMS

---

- a. Excluded from competition are experimental arms or arms issued to or used by only a few individuals.
- b. Also excluded are arms made primarily as sporting arms, or made and issued primarily for the purpose of sharpshooting and which are characterized by target sights, sporting stock configurations, and calibers other than those suited for general military use.

#### 19.3 FIREARMS DEFINITIONS

---

The following definitions are accepted for N-SSA competition purposes.

- a. **Musket:** a muzzle loading shoulder arm having a smooth bore and a barrel length of approximately 42 inches
- b. **Rifled Musket:** a musket, originally manufactured as a smoothbore, now having a rifled bore and a barrel length of approximately 42 inches.
- c. **Rifle Musket:** a muzzle loading shoulder arm manufactured with a rifled bore and having a barrel length of approximately 40 inches.
- d. **Rifle:** a muzzle loading shoulder arm manufactured with a rifled bore and having a barrel length of approximately 33 inches.
- e. **Carbine:** a breech or muzzle loading shoulder arm having a smooth or rifled bore, using externally primed ammunition, and having a maximum barrel length of 26.5 inches.
- f. **Musketoön:** a muzzle loading shoulder arm having a smooth or rifled bore and a maximum barrel length of 26.5 inches.
- g. **Revolver:** any percussion revolver suitable for general issue to military forces.
- h. **Breechloading Rifle:** a breechloading shoulder arm firing a black powder cartridge (internally or externally primed) and having a barrel length no less than 26.5 inches.

- i. **Carbine II:** a breechloading shoulder arm having a rifled bore, using internally primed black powder ammunition and a barrel length less than 26.5 inches. (amended 08/11)
- j. **Single-shot Breechloading Rifle/Carbine II:** a firearm as defined in (h) or (i) above, but which has no magazine and which must be single-loaded. Ammunition may be internally or externally primed. (amended 08/11)
- k. **Smoothbore:** Any muzzle loading arm designed, manufactured, and issued with an unrifled bore, and with a sight or sights as originally manufactured, or as installed on an unrifled arsenal or contract alteration of the arm.
- l. **Single-Shot Smoothbore Pistol:** A muzzle-loading military pistol, having a smooth bore and original, unmodified sight(s). (added 08/2013)

#### **19.4 PROHIBITED ARMS**

---

- a. The use of any firearm employing exposed loaded chambers which must be held so that portions of the body of the competitor, other competitors, or spectators are in the line of fire of unfired chambers is prohibited.
- b. Also prohibited from use in N-SSA competition is any US smoothbore musket utilizing a barrel manufactured for a model of firearm prior to the model of 1816.
- c. Reproductions of smoothbore muskets and barrels manufactured prior to 1816 must have Small Arms Committee approval.
- d. Any muzzle-loading shoulder arm which is designed with the intent or the capability of loading and firing consecutive shots without reloading between those shots, or with the intent of superimposing one load over another. (added 2019)

#### **19.5 REPRODUCTION HAND AND SHOULDER ARMS**

---

- a. In recognition of the decreasing availability of original arms or parts for arms of the period specified, reproductions of entire arms and replacement parts for arms is permitted.
- b. Such reproductions must be replicas of production arms, the originals of which would qualify for use in individual and company matches under these Skirmish Rules.

#### **19.6 IDENTIFICATION OF REPRODUCTIONS**

---

- a. In the interest of preserving the identity of original arms and parts, and in order to discourage counterfeiting of originals, the use on reproductions of original names, markings, and dates of their prototypes is discouraged.
- b. Manufacturers of reproduction arms are required to mark their arms with their own names, trademarks or symbols in such a manner as to be visible on the completed firearm to distinguish these from the originals.

#### **19.7 APPROVAL OF REPRODUCTION PRODUCTS** (amended 01/08)

---

NOTE: Reproduction items (hereafter called "products") which require approval by the Board of Directors shall be:

- (1) *firearms (see Rule 19.7.1)*
- (2) *replacement barrels (see Rule 19.12)*
- (3) *barrel breeching processes not previously approved*

*(4) barrel lining processes not previously approved*

*(5) centerfire conversion systems (see Rule 19.10.1)*

- a. Each product proposed for use in official skirmishes must be submitted to the Small Arms Committee.
- b. That committee shall examine each item submitted and make recommendations for consideration by the Board of Directors based on the best information available at the time.
- c. Only the Board may grant approval.
- d. If such products are to be produced in quantity, only pilot models need to be submitted. Such pilot models must be in all respects true representative specimens of the models to be approved.
- e. Deviations resulting in any product not so complying shall cause the product not to be used until it is re-approved.
- f. Reproduction replacement parts for use with original or approved reproduction arms need not be submitted individually for approval but are subject to challenge and inspection and may be disqualified for use in the event of non-compliance with **rule 19.5**.
- g. Samples of products offered for approval must be submitted to the Inspector General or to the Small Arms Committee at least six weeks before the January or August meetings or the meetings held at the Spring and Fall National Skirmishes.
- h. Product approval will be considered only at these meetings.
- i. A competitor using an individually approved reproduction firearm must be able to show proof of such approval promptly (see **rule 19.8**).
- j. The Small Arms Committee has the authority to revoke or recall already issued approval cards found to have been issued in error.

**19.7.1                      ARMS TO BE SUBMITTED FOR APPROVAL**

---

- a. The following arms must be submitted to the Small Arms Committee for consideration of approval.
- b. Production approval of reproduction arms, barrels and processes will occur only at Board of Directors meetings.
- c. All shipping costs for materials submitted to the Board must be paid by the manufacturer or distributor seeking approval.
- d. The N-SSA shall not assume any cost or liability for items submitted to the board for approval.
  - 1. All arms being used in N-SSA competition that are individually produced replicas of Civil War arms must have a card showing inspection and approval by the small arms committee.
  - 2. A prototype example of any reproduction of an original Civil War firearm being produced by any individual or commercial concern at a rate in which production shall exceed two such arms per year. The prototype shall be accompanied by duplicate copies of a detailed description and/or drawings of the configuration (including principle

dimensions and tolerances) of the arms that shall be produced and sold for use in N-SSA competition if approved.

3. Any arm, original or reproduction, in which any major component (lock, stock, barrel, or sights) has been dimensionally altered, relocated or changed, in any way from the same part found on an original, unaltered Civil War arm of the exact same type, model, or variant, as issued prior to 26 April 1865.
4. Any arm, original or reproduction, in which any major component is used which is of a type or style not intended by the original issuing authority for use on an original, unaltered Civil War arm of the exact same type, model or variant as issued or reissued prior to 26 April 1865.
5. Any arm using a barrel not previously approved for use in N-SSA competition.
6. Any arm that has the original manufacturer's identification removed or in any way altered.
7. Any smoothbore musket, whether original or replica, that is fitted with any form of rear sighting device located above the plane of the barrel, is required to be inspected and approved by the Small Arms Committee. The arm and sights must conform to a recognized pattern and configuration of that model arm in order to receive a Small Arms Committee approval card and be used in skirmishing. The burden of proof rests with the submitting party.

#### **19.7.2 ARMS NOT NEEDING APPROVAL**

---

The following arms need NOT receive Small Arms Committee approval:

- a. Previously approved arms that have any major component part or parts replaced by the same major component part from another original or reproduction arm of the exact same type or model found on the N-SSA list of approved arms.
- b. Original or N-SSA approved arms on which an N-SSA approved barrel is used, provided the barrel is of a type intended for use on said arm.

**NOTE: Any firearm, approved or not, is subject to a challenge and inspection for compliance with N-SSA rules. The burden of proof rests with the competitor (see also rules 19.8.4 and 19.8.5).**

**19.7.3****SUBMISSION LIABILITY****(amended 08/06)**

Any product submitted for approval shall be submitted at the owner's risk. The North-South Skirmish Association, Inc., or any individual acting in an official capacity as an officer or appointed agent of this association shall not be held liable for loss or damage to the arm, barrel, process, or system.

**19.8****PROOF OF APPROVAL OF INDIVIDUALLY APPROVED ARMS**

- a. Non-production arms may be granted approval by the Small Arms Committee for skirmish use.
- b. Approval shall be for the arm in the configuration in which it is presented to the committee.
- c. Future modifications shall invalidate the approval and the arm must be submitted again for re-approval.
- d. Proof of approval shall be in the form of a card issued to the submitter of the arm by the Small Arms Committee.
- e. Presentation of the card to an inspector shall be proof that the arm is approved for skirmish use, provided the arm matches in all respects the dimensions listed on the card.

**19.8.1****TRANSFER OF INDIVIDUALLY APPROVED ARMS**

When an individually approved firearm is sold or otherwise transferred, the card of approval shall be transferred with the arm.

**19.8.2****RESPONSIBILITY OF FIREARMS OWNER OR USER**

- a. It is the responsibility of the owner or user of an individually approved firearm to carry the SAC card of approval for that arm whenever such an arm is used.
- b. The owner or user of an individually approved firearm must be able to present the card to an inspector or other skirmish or association official whenever it is necessary to determine the approval status of the arm.
- c. Use of a non-production firearm for which proof is required, but which cannot be shown, shall cause the individual (and his company, if during a company match) to be penalized under **rules 18.11.1 or 18.11.2**, as appropriate.

**19.8.3****REPRODUCTION BARREL CALIBERS**

- a. Barrel calibers must be the same as the original calibers for the original arms of which reproductions are to be made, or as modified by the respective ordnance departments, Union or Confederate, for use before or during the Civil War.
- b. Barrels of calibers other than those of the original or modified arms must be submitted to the Small Arms Committee for approval, and may not be used in a skirmish until individual approval has been granted by the Small Arms Committee or production approval has been granted by the Board of Directors.

**19.8.4****BURDEN OF PROOF, NON-STANDARD ARMS (INDIVIDUAL APPROVAL)**

- a. A competitor wishing to use an original firearm or reproduction of an original firearm part that does not appear to fit into any of the types or models of firearms known to have existed during the Civil War, or any arm on which the Small Arms Committee has no information, must submit documentation to the Small Arms Committee.
- b. That documentation must include photocopies of original Civil War-era documents or books or recognized secondary source material, such as books or articles that directly validate the exact design or configuration of the arm or component submitted.

- c. The documentation must also prove the production quantity of the arm submitted. The purpose of the documentation is to satisfy the committee that such firearms would qualify under **rule 19.1**.
- d. The burden of proof is on the submitting party.

**19.8.5 BURDEN OF PROOF, NON-STANDARD ARMS (PRODUCTION ARMS)**

- a. A manufacturer, manufacturer's agent, or dealer wishing to submit a production firearm or firearm component for N-SSA approval that is of a design or configuration not known to have been possessed in large quantities by US or CS military authorities, must also submit adequate documentation that this arm or component, in the configuration submitted, meets the standards set forth in **rule 19.1**.
- b. This documentation must include photocopies of either original Civil War era documents or books or recognized secondary source material, such as books or articles that directly validate the exact design or configuration of the arm or component submitted.

**19.9 MODIFICATIONS (HAND AND SHOULDER ARMS)**

- a. The only modification allowed for company and individual match arms shall be those allowed below in **rules 19.9.1 through 19.15**.
- b. Interchanging of parts as practiced by the issuing military forces of the period shall be allowed.
- c. No other modification, addition or alteration which changes the original design or function of the arm shall be permitted.

**19.9.1 SIGHTS (HAND AND SHOULDER ARMS)** **(amended 08/08)**

Sights may be modified or exchanged according to known changes made by military forces issuing the arm. In addition, modifications may be made to sights as follows:

- 1. Front sights, except as noted under **rule 19.9.1(l)**, may be modified or rebuilt provided the resulting sight is a metallic blade on an original type base, in the original location for the model of arm concerned, not to extend beyond the base and with no limitation as to height or thickness of blade.
- m. The addition of non-issue auxiliary front sights and sight hoods shall be prohibited.
- n. Barrels may not be welded to receive rear sight alterations.
- o. Rear sight modifications:
  - 1. shall be limited to the modification of existing sight notches, substitution of new sight leaves or the addition of sighting holes in the sight leaf.
  - 2. Modifications to the new or original sight leaf shall not increase the original thickness by more than 1/16-inch (.0625").
  - 3. All rear sight leaves must be in the same position in the base as the original for the model concerned and the rear sight base must be in the same position as the original.
  - 4. The new sight leaf must function the same as the original.

This rule shall apply to only simple leaf-type sights that consist of one or two sighting leaves with sighting notches or holes therein.
- p. Auxiliary rear sights or non-issue rear sight sunshades are prohibited.
- q. All sights and sight alterations shall be metallic.
- r. Sighting holes may be added to existing rear sights as long as the dimensions of the block, leaf or ladder remain the same, and no additional material may be added except to fill a notch.

- s. Fixed-blade Kentucky- or block-type rear sights may be modified only by the addition of an extra piece of metal to the rear sight. The addition should be the same width and no higher than 3/8" above the original sight height.
- t. Replacement leaves of the "L" type may be no higher than the height of the 300 yd. leg and the 500 yd. leg of the original sight leaf.
- u. Long-range sights may be modified only by the addition of metal to the vertical height and the thickness of the sighting notch area of the ladder or slide. The added metal shall not exceed the width of the original area to which it is attached, it shall not increase the original thickness by more than 1/16-inch (.0625") and the total height of the notch or peep area shall not exceed 1/2-inch (.500").
- v. Front sights on revolvers and long arms may be secured to the barrel using a dovetail base in the original position. The attachment of the barrel-sight combination, after the insertion of the dovetail, must conform to the original configuration. The sight must be permanently affixed. There can be no method of adjustment built into the front sight.
- w. Notwithstanding the above provisions, no modifications of any sort may be made to the original as-issued dimensions, form, nature, or location of any sights affixed to a smoothbore firearm to be used in any smoothbore competition.

#### **9.10 LOCKS (HAND AND SHOULDER ARMS)**

---

- a. Lock parts may be replaced or fitted to ensure competitive functioning of the mechanism (including the internal parts of revolvers).
- b. Removing the functioning of the half-cock notch is prohibited.
- c. The trigger pull for revolvers shall be no less than two pounds.
- d. The trigger pull for all other arms shall be no less than three pounds.
- e. Locks shall contain no externally controlled trigger pull adjustment.
- f. Set triggers are prohibited.
- g. Externally visible trigger stops are prohibited.

#### **19.10.1 CENTERFIRE CONVERSION**

**(amended 8/2012)**

- a. Rifles and carbines originally requiring rimfire ammunition may be converted to centerfire by the use of replacement firing pin housing or block intended to redirect the strike of the firing pin to the center of the cartridge base.
- b. Reproduction arms containing a conversion to centerfire are considered to fall within the spirit of this rule.
  - 1. Tubular magazine-fed rifles and carbines that have been converted to center fire may be used only with an N-SSA approved centerfire conversion block and a specially modified flat-nosed follower mechanism with a diameter larger than the primer.
  - 2. All breech centerfire conversions that require a firing pin mounted within the breech or breechblock shall utilize a spring-loaded firing pin.
  - 3. Approved centerfire block conversions shall be stamped either upon the top or left side with distinguishing marks, names, etc. in a size large enough to be easily distinguished and visible.

#### **19.11 STOCKS AND GRIPS (HAND AND SHOULDER ARMS)**

- a. No additions shall be made to stock exteriors except as required in making repairs or in parts fitting and then only in such manner that the completed addition shall not change or alter the original external appearance of the piece for the model of arm concerned.
- b. Cheek rests or recoil pads of any nature shall not be used.
- c. Slings shall not be used to support a firearm.
- d. Stocks or grips of handguns shall be of the same configuration as the original arm concerned. Finger grooves, thumb rests, lifts or "grip adapters" may not be used. Exceptions to this may be approved by the Inspector General in the case of physical disability on written recommendation of a physician.
- e. Composition bedding of barrels is permitted.
- f. The addition of checquering to any firearm is prohibited.

#### **19.12 BARRELS (HAND AND SHOULDER ARMS)**

- a. Barrels for all arms must be originals or replacements approved by the Board of Directors.
- b. Replacement barrels listed in the official list of *Approved Arms, Barrels and Processes, Hand and Shoulder Arms* are approved only for the arms indicated.
- c. Reproduction barrels should be clearly marked on the left side, near the breech to identify the manufacturer. These markings shall be in a size large enough to be easily read and identified.

#### **19.13 INVALIDATION OF APPROVAL**

- a. An approved replacement barrel may not be modified by welding on or around the breech.
- b. Welding the breech for any reason shall invalidate the approval of the barrel.
- c. Modification of the bolster by any method involving heat shall invalidate the approval of the barrel.

#### **19.14 RAMRODS**

(amended 08/06)

- a. Ramrods must be of the correct pattern and dimensions for the arm.
- b. Copies may not exceed the firearm's barrel length, less the tang, by more than three inches, and may be made partly or wholly of brass.
- c. "Knurling" the rod is prohibited, and threading may not exceed one inch.

##### **19.14.1 RAMROD THREAD PROTECTORS**

(amended 08/06)

- a. A ramrod thread protector may be used, consisting of a metal tip threaded to fit the threaded end of the ramrod and not over one inch long.
- b. The end shall be blunt or squared off and neither pointed nor sharp. When a thread protector is used, the ramrod length, including the thread protector, may not exceed the firearm's barrel length, less the tang, by more than three inches.

##### **19.14.2 PROHIBITIONS**

(amended 08/06)

- a. No ramrod may be used which is fastened to the firearm by swivel, chain or other device. Such ramrods may be used only if disconnected from the attaching device.

- b. No ramrod guide, ramrod grip, barrel protector, or other device used on or in conjunction with a ramrod may be used, except for a thread protector (**see rule 19.14.1**).
- c. Cleaning rods may not be used as ramrods.

#### **19.15 APPROVED REPLACEMENT BARRELS AND REPRODUCTION SMALL ARMS**

- a. See the Small Arms Committee list of approved barrels.
- b. The listed barrels may be used in official skirmishes. Barrels must be used on the models of arms specified.
- c. Listed arms and barrels may be modified in accordance with the rules of this section, but some modifications may invalidate approval, in which case the arms so modified must be submitted for individual approval (see **rules 19.7 and 19.8 and their subsections**).

### **SECTION 21: INSPECTION**

#### **IMPORTANT STATEMENT**

One of the purposes of skirmishing, as stated in Article I, Section 2, paragraph 3 of the By-Laws of the N-SSA, is to demonstrate the original manner in which the firearms of the Civil War period were fired. The object is to demonstrate how they were used, not how they might have performed with modern improvements. The use of equipment or devices contrary to the spirit of the *Skirmish Rules* is forbidden.

Skirmish or Association officials shall have the right to examine any participant's arms, accoutrements, uniform, or equipment. It shall be the responsibility of the competitor to submit doubtful shooting equipment to Skirmish or Association officials for inspection and approval in sufficient time to avoid inconveniencing either the competitor or the inspecting official. The burden of proof always rests with the competitor.

#### **21.1 SCOPE**

The following shall be subject to inspection:

- 2. Uniforms, accoutrements and arms of all members or artillery piece of a probationary organization shall be inspected for compliance with the Skirmish Rules. This inspection shall be conducted at a National Skirmish by the Inspector General, with the assistance of representatives of the Membership, Small Arms or Artillery, and Uniform Committees.
- 3. All artillery pieces, equipment and ammunition, upon original registration. Ammunition, projectiles and equipment shall be spot inspected at all skirmishes.
- 4. Artillery crews, both probationary and non-registered.
- 5. Existing member organizations and competitors drawn for spot inspection.
- 6. Individuals or units that have been protested by another competitor or unit. Such inspection, conducted by the I.G. or his staff, may include firearms, ammunition, accoutrements and uniforms. (**See also "Important Statement" above.**)

#### **21.2 AUTHORITY**

- a. At a National Skirmish, the Inspector General of the North-South Skirmish Association, assisted by the Regional Inspectors and Assistant Inspectors General, shall conduct the inspections.

- b. At a Regional Skirmish, the inspections shall be conducted by the Inspector of that region and/or his assistant(s).

### **21.3 INSPECTION OF PROBATIONARY ORGANIZATIONS**

#### **21.3.1 LOCATION**

Inspection of probationary organizations shall be conducted only at National Skirmishes.

#### **21.3.2 TIME**

The time of the inspection of probationary organizations shall be published in the skirmish program.

#### **21.3.3 PROCEDURE**

- a. The Inspector General shall assemble members of a company and inspect arms, ammunition, uniforms, and accoutrements for compliance with the Skirmish Rules.
- b. All members of a probationary unit shall stand inspection with a firearm or artillery piece suitable for a company match. **(Amended 08/2021)**
- c. The Inspector General shall then observe the competitors in the movements of the loading manual, and correct any improper actions.
- d. He shall approve or disapprove any individual or equipment that is not in compliance with the Skirmish Rules.

### **21.4 INSPECTION OF ARTILLERY PIECES AND CREWS**

- a. The Artillery Ordnance Officer or his deputies shall observe the condition of the piece, tools, and the construction of ammunition.
- b. He shall observe the members of the assigned crew in the performance of the loading manual.
- c. The Artillery Ordnance Officer or his deputies shall bar the use of tools, ammunition, or guns that do not meet the requirements of **Sections 10 or 11**.

### **21.5 ARTILLERY PIECES, EQUIPMENT, AND AMMUNITION**

- a. Artillery pieces and equipment shall be inspected by the Artillery Ordnance Officer or his deputies the first time each piece is registered.
- b. Thereafter, they shall be subject to spot inspections.
- c. Ammunition shall be spot inspected at each skirmish in which the piece shall compete or demonstrate. This inspection of ammunition shall not be scheduled and no notice shall be given.
- d. Violation of regulations with regard to charges and projectiles shall result in the withdrawing of registration to fire at that skirmish.
- e. Any appeal in this case must be presented to the Board of Directors as an official protest as prescribed elsewhere in these rules. **(See Section 29)**.

## **21.6 REPORT**

---

The Artillery Ordnance Officer shall report the qualification or disqualification of individuals or gun crews resulting from his inspection to the Skirmish Director before the commencement of the Artillery matches.

## **21.7 SPOT INSPECTIONS** (amended 01/08, 01/2014)

---

- a. Spot inspections of individual match competitors and/or participating companies may be made at any time during an official skirmish to ensure that firearms, ammunition, uniforms, and accoutrements comply with the Skirmish Rules.
- b. Selection of individual competitors or companies to be inspected shall be by random drawing conducted by or supervised by the Inspector General (see **rule 21.7.1**).
- c. An individual disqualified due to failure to pass inspection shall be penalized according in accordance with **rules 18.10 and 18.11**. (Amended 01/2022)
- d. A company with members who fail to pass inspection shall be penalized in accordance with **rule 18.11.1**. (Amended 01/2022)

### **21.7.1 RANDOM DRAWING** (amended 01/08)

---

- a. A random drawing to select subjects for spot inspections at National Skirmishes shall be conducted prior to the individual matches for individual competitors and prior to the company matches for companies.
- b. For individual match competitor inspections, firing positions shall be selected by drawing.
- c. A drawing shall be held for each relay.
- d. All competitors firing on the selected position on the selected relay shall be inspected.
- e. For company matches, positions and relays shall be selected as above. Companies shall be inspected at the end of the relay.
- f. Only assigned positions shall be considered a valid draw.

## **21.8 TRIGGER PULL INSPECTION**

---

The official National Rifle Association procedure and the official NRA weight shall be used in the inspection of the locks of hand and shoulder arms (see **rule 19.10** ).

### **21.8.1 TRIGGER PULL INSPECTION PROCEDURE**

---

- a. Trigger pull shall be weighed only with an Official NRA Trigger Test Weight.
- b. Failure of the trigger to meet the trigger pull requirements shall disqualify the competitor in the match previously fired.
- c. While the trigger pull is being weighed, the firearm shall be held with the barrel perpendicular to the horizontal surface on which the test weight is supported. The rod or hook of the test weight shall rest on the lowest point of the curve in curved triggers, or on a point approximately one-quarter of an inch from the lower end of straight triggers.
- d. To pass the weight test, the weight shall be lifted by the firearm while the lock is in the full-cock position from the horizontal surface on which it is resting.
- e. Where the slope or angle of the trigger is such that the hook of the weight shall not catch on the trigger with the barrel perpendicular to the horizontal surface,

the barrel shall be inclined off the perpendicular just enough to allow the weight hook to catch on the trigger.

- f. When it becomes necessary to employ the modification stated above, the resting point for the hook should be considered to be the same as stated for straight triggers, i.e., approximately one-quarter of an inch from the lower end of the trigger.
- g. Each firearm shall be allowed no more than three attempts to pass the trigger pull inspection.
- h. The competitor is prohibited from pushing the hammer forward to force the sear more tightly into the full-cock notch before attempting the third and final lift. (amended 08/2010)
- i. Failure of the trigger to pass the weight test is the competitor's responsibility.
- j. All arms using internally primed ammunition must first be cleared in accordance with **rules 20.11, 20.14, or 20.15** before weighing the trigger pull.
- k. The firearm shall be surrendered to the Inspector for the trigger test.
- l. If the firearm fails the first two tries by the Inspector, the competitor may make the third and final try.
- m. The trigger pull of all muskets, carbines, breechloading rifle/carbine II and smoothbore arms shall be not less than three pounds and should be able to lift a three-pound weight without triggering the hammer.
- n. Revolvers and Single Shot Pistols must be able to lift a two-pound weight without triggering the hammer. (Amended 01/2023)
- o. Procedure for inspection of lever action arms: (Added 08/2022)
  - 1. The competitor shall present the arm to the inspector with the action fully open and its lever in the farthest forward position.
  - 2. Any modification to an arm that results on a shortened lever throw shall result in penalization under Rule 18.11.

## **21.9 HALF-COCK INSPECTION**

- a. Failure to pass this inspection will require the firearm inspected to be removed from further competition until the violation has been corrected to the satisfaction of the Inspector General or the inspecting officer who found the violation.
- b. Failure of a firearm to pass this inspection shall result in a penalty as provided in **rule 18.11**.

### **21.9.1 INSPECTION OF HALF-COCK, SHOULDER ARMS**

- a. Half-cock of rifles, muskets, carbines, BR/C2 arms, and smoothbores shall be checked by putting the firearm in half-cock and suspending it by the trigger from the inspector's finger.
- b. If the hammer does not fall while the arm is suspended, the half-cock shall be considered functional.
- c. The competitor is prohibited from pushing the hammer forward to force the sear more tightly into the half-cock notch before a half-cock inspection. (amended 08/2010)

### **21.9.2 INSPECTION OF HALF-COCK, HANDGUNS**

Half-cock of handguns shall be inspected by putting the arm in half-cock and suspending it in the same manner as in **rule 21.9.1** but with the 3-pound NRA weight suspended from the trigger guard so as to add its weight to the weight of the arm.

### **21.10 INSPECTION OF SMALL ARMS AMMUNITION**

- a. An inspector may, as part of a spot inspection or to resolve a protest, select a cartridge at random from the ammunition supply of a competitor for inspection.
- b. The selected round of ammunition may be disassembled by the inspector, using necessary tools to disassemble breechloading carbine or breechloading rifle/carbine II ammunition.
- c. The round shall be impounded by the inspector if there is evidence of rule violation(s).
- d. Use of any propellant other than black powder shall be penalized by disqualification of the company or the competitor from the previous event (see **rules 18.10** and **18.11**, as appropriate), and the disqualification of the ammunition from competition.

### **21.11 SCOPE OF ACCEPTANCE**

Having passed an N-SSA inspection means only that a firearm complies with the Skirmish Rules regarding authenticity, configuration and mechanical function, and in no way guarantees or implies its integrity.

### **21.12 RESPONSIBILITY OF MEMBER ORGANIZATIONS**

- a. It is the responsibility of each member organization to keep its members' firearms, ammunition, uniforms, and accoutrements in acceptable condition to pass inspection.
- b. The Small Arms and Uniform committees exist to assist members. Advice can always be obtained through the Inspector General and the Region Inspectors.
- c. Failure to utilize the resources of the N-SSA will be the sole responsibility of the member organization and its members.

### **21.13 ARMS, AMMUNITION, UNIFORMS AND ACCOUTREMENTS FAILING INSPECTION**

Arms, ammunition, uniforms, and accoutrements that, upon inspection, are determined not to be in compliance with the Skirmish Rules, shall be removed from competition upon the authority of the Inspector General or a Regional Inspector. (See also **Rule 18.11**)

## **SECTION 22: SMALL ARMS AMMUNITION**

---

### **22.1 AMMUNITION, GENERAL**

---

- a. Ammunition shall consist of a lead or lead alloy projectile and a pre-measured charge of black powder.
- b. Projectiles may be coated with a lubricant, and hollow bases may be filled with lubricant.
- c. Carbine I and II, revolver, and breechloading rifle ammunition may include non-explosive, non-metallic filler, such as Cream of Wheat or wads.
- d. Except for Carbine II and breechloading rifles, all ammunition must be externally primed.
- e. Breechloading cartridge arms shall use a cartridge casing of appropriate material as an integral part of the cartridge.
- f. Restrictions may be placed on the size or shape of a projectile, and it must approximate the weight of projectiles normally intended for use in the arm being fired.

#### **22.1.1 SMOOTHBORE PROJECTILES**

---

- f. Projectiles for smoothbore matches shall be round ball only.
- g. In a smoothbore firearm, the ball may be wrapped with aluminum foil, with or without grease; but the use of patches, paper or cloth, or over-powder wads or plastic wads is prohibited.

### **22.2 PROHIBITED PROJECTILES**

---

- 7. The use of multiple, separating, tracer, incendiary, or explosive projectiles is prohibited.
- 8. Ramrods and cleaning rods shall not be intentionally fired as projectiles.

### **22.3 BLACK POWDER ONLY**

---

- a. The only propellant allowed for use in N-SSA skirmishes is black powder.
- b. The use of smokeless powder or black powder substitutes in any quantity is prohibited.
- c. Powder charges must not exceed original Civil War issue charges for specific arms being fired.

### **22.4 POWDER QUANTITY LIMIT**

---

- a. No competitor may have in his possession at an official skirmish more than one pound of black powder in excess of pre-loaded ammunition.
- b. Such excess black powder must be in a sealable factory container.
- c. Preparation of ammunition from loose powder in the ready area is prohibited.

### **22.5 CARTRIDGES**

---

(amended 08/2005)

- a. No reserve cartridges shall be carried outside of an approved cartridge box except for fixed ammunition loaded into the magazine of tubular magazine-fed firearms while on the firing line.

- b. On the line, at least one flap of the cartridge box must cover the cartridges at all times, except when a skirmisher is actually reaching into the box, or looking into the box to examine ammunition.
- c. The use of powder flasks or powder horns of any description, or loading from anything but prepared individual charges during company or individual matches, is prohibited.
- d. The use of combustible cartridges in muzzle loading arms is prohibited, with one exception. Combustible cartridges may be used in revolvers ONLY.
- e. Ammunition for tubular magazine-fed firearms must contain a bullet with a flat nose of a diameter exceeding that of its primer.
- f. Centerfire cartridges for use in Carbine II and breechloading rifles should approximate the size of the original rimfire cartridges used in these arms prior to 26 April 1865.
- g. Cartridges for muzzle loading firearms must be either:
  - h. 1. A cardboard or plastic hollow cylinder, sealed on one end,
    - No cartridge shall be employed that allows the ramrod to be pushed through the cylinder.
    - No cartridge may be used that is designed to be set in place on, in, or around the muzzle.
  - i.
  - j. 2. A paper cartridge, of either the Pattern 1855 US cartridge or of the Pattern 1862 US cartridge, properly rolled and tied.
    - Use of nitrated paper or “flash” paper is prohibited.
    - Paper shall NOT be put into the bore of a muzzle loading firearm.
  - k.

**22.6 PERCUSSION CAPS AND PRIMERS** (amended 01/2023)

- a. The only allowable method of ignition for percussion or flintlock arms shall be percussion caps or flints.
- b. Caps shall be carried only in regulation-pattern cap boxes, and at no time shall the caps be exposed by either allowing the box to remain open while firing, or by the use of non-regulation cap-holders.
- c. Cappers may be used by revolver and single shot pistol competitors when competing in individual and company events. (Amended 01/2023)
- d. In the use of flintlock firearms, priming powder must be provided as part of a prepared cartridge, but separate from the main charge. The use of priming horns or any other such container is prohibited.
- e. Internally primed ammunition may use modern cartridge primers. Primers must be of a type that will not, when seated in the primer pocket, extend beyond the plane of the base of the cartridge.

**I. 22.7 EXTRA AMMUNITION IN THE READY AREA** (amended 01/2016)

- x. Extra ammunition must be kept in closed boxes.
- y. Boxes containing extra ammunition must remain closed except when ammunition is being transferred into a cartridge box.
- z. Extra ammunition in the ready area must be at least three feet forward of the spectator area.

## SECTION 23: UNIFORMS

---

### 23.1 APPLICATION OF UNIFORM RULES

(amended 1/2013)

- a. These rules shall apply only to units participating in official skirmish activities, namely all company matches and all artillery competitions.
- b. At national skirmishes these rules shall apply in **ALL** small arms matches and artillery competitions on Friday, Saturday, and Sunday.
- c. Organizations are encouraged, for maintaining the principle of presenting authentic appearance of the Civil War period, to adopt and follow closely these rules in their unofficial activities, such as parades, military balls and other dress occasions.

### 23.2 APPROVED UNIFORMS

---

- a. The uniforms to be submitted for approval are those to be used in National and Regional company and artillery matches.
- b. Such approved uniforms shall consist of coats, headgear, trousers, shirts and footwear as described in these rules and must be worn at all times on those occasions when uniforms are required, and all uniform components shall be worn with the exception of coats as described in Rule 23.2.c. (See also Rules, 7.7.a, 7A.7.1, 8.6.a, and 9.11.b) (Amended 01/2023)
- c. Coats only may be removed at the discretion of the Company Commander.

### 23.3 ACCEPTABLE UNIFORM MATERIALS

---

Recognizing the scarcity of 100% wool fabrics (as originally required by many military regulations) modern wool-blends, cotton, flannel, linen, duck, or man-made fibers may be used provided they give the appearance of the original cloth.

### 23.4 COMPLIANCE

---

All organizations must comply with these rules upon being admitted as probationary organizations.

### 23.5 CONFEDERATE UNIFORMS

---

- a. It is recognized that the typical Confederate soldier often did not wear Confederate regulation uniforms, or any uniform in some cases, for the simple reason that they were not available.
- b. Nevertheless, the Confederate soldier presented a unique, if not strictly military, appearance, which is desirable in the interest of authenticity to reproduce at skirmishes.
- c. Such nondescript appearance is provided for herein with the understanding that all visible civilian clothing used is of a pattern used during the Civil War period.

### **23.6 DISQUALIFICATION BY UNIFORM COMMITTEE**

- a. The Uniform Committee shall pass on the compliance with these regulations.
- b. Inspectors shall disqualify individuals and companies who fail to comply with these regulations.
- c. Appeal may be made through normal appeal procedures

### **23.7 COATS**

Jackets, blouses, or coats shall be patterned after original regulations or after patterns of the period, or the special uniform of an original organization whose uniform pattern is known to have existed and been used during the war.

### **3.8 HEADGEAR**

Headgear may be kepis, forage caps, shakos, hats, or fezzes, but must be of an original pattern known to have been used in the war. Headgear may include plastic materials for straps and cap bills.

### **23.9 PINS AND BADGES**

Modern pins or badges of a pattern not worn during the war should not be worn on any part of the uniform unless approved by N-SSA.

### **23.10 TROUSERS AND SUSPENDERS**

- a. Trousers should be patterned after the original regulations or be of a pattern known to have been used by the military organization.
- b. The use of suspenders is permitted provided they are similar in appearance to suspenders of the period and worn in the same manner.

### **23.11 SHIRTS**

- a. When worn exposed, shirts shall be patterned after a regulation military shirt of the period, or of a pattern known to have been existed and been used by some military organization of the period during the war, or shall be of a civilian pattern and color or print of the period.
- b. Modern-style underclothing, shall not be worn exposed.

## **23.12 FOOTWEAR**

---

The use of historically correct footwear is encouraged.

### **23.12.1 SHOES**

(amended 08/05)

- a. Shoes must be black or brown, but may be of modern style.
- b. Although they may be of modern construction, they must have the appearance of period or regulation footwear.
- c. Tennis shoes (or shoes of that generic family) are not permitted to be worn during official company matches.

### **23.12.2 BOOTS**

---

- a. Boots worn outside the trousers must be patterned after the regulations of the period, or an original style of boots known to have been used by some military organization of the period.
- b. Modern lace, “engineer” or “combat” boots may not be worn outside of the trousers.

### **23.12.3 LEGGINGS**

---

Leggings may be used provided they are patterned after leggings used in the war.

## **23.13 RAINCOATS AND OVERCOATS**

---

When necessary for protection from inclement weather, raincoats, boots, caps, ponchos, or overcoats of any kind may be used. However, organizations are encouraged to adopt uniformity in using these garments, preferable using pattern and cut of the Civil War period.

### **23.13.1 INCLEMENT WEATHER**

---

- a. Rain—In case of rain, modern rain gear may be used.
- b. Cold—In case of temperatures below freezing (32° F), modern outerwear may be utilized although period outerwear is encouraged.
- c. Heat — In the case of extreme heat (above 90F) resulting in a comfort level of 95F or higher, at regional skirmishes the Skirmish Director, with permission from the Region Commander, may exercise the option to call for ‘Relaxed Uniforms’, consisting of the approved uniform shirt and hat, with trousers and footwear left to the discretion of the regions, member teams, or individual competitors. No other uniform options are permitted. **(see Table 2.1, Heat Index Table)**

## **23.14 NAVAL UNIFORMS**

---

Naval organizations shall adopt and wear the regulation uniform of the US or CS navies of the Civil War period, or uniforms known to have been used by the naval services during the war.

### **23.14.1 MARINE UNIFORMS**

---

Marine organizations shall adopt and use the regulation uniform of the USMC or the CSMC of the Civil War period, or uniforms known to have been worn by personnel serving as marines during the war.

## **23.15 CIVILIAN CLOTHING**

---

### **23.15.1 CONFEDERATE CIVILIAN CLOTHING**

---

Confederate units desiring to adopt clothing typifying the nondescript uniforms of some Confederate soldiers during the war may adopt such "uniforms" consisting of civilian clothing mixed with uniform, if desired, providing the civilian clothing and uniform parts are all of patterns of the period. Documentation is required.

### **23.15.2 CIVILIAN PATTERN SHIRTS AND VESTS**

---

The common practice of troops, both Union and Confederate, of using civilian pattern shirts and vests is recognized, but the use of other civilian clothing without documentation and the approval of the Uniform Committee is prohibited.

## **SECTION 24: ACCOUTREMENTS**

---

### **24.1 DEFINITION**

---

Accoutrements shall be defined as items of equipment, other than firearms and clothing, carried by a soldier, sailor, or marine. Accoutrements shall include:

- a. Cartridge boxes, with or without slings
- b. Belts, belt plates, and buckles
- c. Cap boxes or pouches
- d. Box and sling plates
- e. Scabbards for bayonets or swords
- f. Carbine slings
- g. Rifle and other long arm slings
- h. Holsters
- i. Haversacks
- j. Knapsacks
- k. Canteens

### **24.2 AUTHENTICITY OF PATTERNS**

---

All accoutrements used or worn by skirmishers shall be of regulation patterns used during the Civil War, or as used by particular organizations during the war.

#### **24.2.1 LEATHER QUALITY, CARTRIDGE AND CAP BOXES**

---

All leather used in construction of cartridge and cap boxes should approximate the thickness and weight of leather used for these purposes during the Civil War.

### **24.3 PROOF OF AUTHENTICITY**

---

- a. Organizations wishing to adopt accoutrements that are not of regulation patterns but are believed or known to be of patterns that still qualify under these regulations, are required to submit physical, photographic, or historically documented evidence of authenticity.
- b. Such evidence shall be maintained in the file of that organization, if approved; and a copy shall be kept in the Association's archives for future reference.
- c. If evidence is submitted other than by photograph, the Executive Secretary shall endeavor to photograph it for filing purposes.

### **24.4 USE OF ORIGINAL ACCOUTREMENTS**

---

Recognizing the necessity of historic preservation, the use of original accoutrements is discouraged.

# **REPRODUCTION ARMS ONLY**

**North-South Skirmish Association, Inc.  
Small Arms Committee**

**2023 Edition**

**Updated: 01/01/2023**

**N-SSA PRODUCTION APPROVED**

**REPRODUCTION ARMS, BARRELS, AND PROCESSES  
For  
HAND AND SHOULDER ARMS**

<b><u>Topic</u></b>	<b><u>Section</u></b>
Rifles	1
Rifle Muskets	2
Smoothbore Muskets	3
Rifled Muskets	4
Carbines	5
Breechloading Rifles/Carbine II	6
Revolvers	7
Approved Processes	8
Rimfire to Centerfire Conversions	8a
Approved Barrel Processes	8b
Miscellaneous Approved Barrels	9

## **IMPORTANT NOTICES.**

## **READ CAREFULLY!**

- (1) All firearms, barrels, and processes listed in this document are approved by the Board of Directors for use in shooting activities of the North-South Skirmish Association, Inc. They have received “Production Approval”, which means that as manufactured they are pre-approved for skirmish use. An arm or barrel which has been altered or modified must be submitted to the Small Arms Committee for individual approval and must be issued a Small Arms Committee approval card before it can be used in a skirmish. *It is the responsibility of the skirmisher to find out if planned or executed changes might void the existing approval of an arm or a barrel, and to submit altered production arms and/or barrels to the Small Arms Committee for consideration.* If you are considering

making any changes to an approved arm or barrel it is good practice to discuss it first with a member of the Small Arms Committee.

2. The Small Arms Committee must individually approve custom-made arms for which the maker does not have production approval, and a Small Arms Committee individual approval card must be carried for that arm as evidence of that approval. Failure to have an approval card for a non-production-approved replica firearm will cause the disqualification of the shooter and/or the shooter's competing company, with appropriate penalties. ***It is the responsibility of the skirmisher to submit any custom-built arm for which there is no production approval to the Small Arms Committee for consideration.***
2. In this, and all other documents and publications of the North-South Skirmish Association, Inc., the terms "approval" and "approved", when applied by the N-SSA or its representatives, mean that the item to which the term is applied has been determined to meet the dimensional, configurational, functional, and historical criteria of the N-SSA, Inc. It does not in any way imply or guarantee the safety or the integrity of any firearm, barrel, or process.
2. Arms listed by Manufacturer are allowed for use in the N-SSA's competitive matches regardless of who the Importer or Vendor may be. When an Importer, or Vendor, name is shown it is only as a courtesy indicating that they submitted the arm for Production Approval. For example, a reproduction 1860 Henry Rifle made by Uberti is approved, regardless of the Importer's name on the barrel.

Notes to users:

1. "Makers" may include manufacturers, importers, and/or vendors.
2. Replica Arms Company is now owned by Navy Arms Company, and its approved products now carry Navy Arms Company markings.

---

# 1. Rifles

---

**NB:** The parentheses include the importer, company, organization, or individual who originally submitted the arm to the N-SSA for production approval, or specific information about the arm such as identifying markings and calibers.

## US Rifle Model 1841 (Mississippi Rifle) & Variants (note specific calibers)

### **Makers**

1. 1) Antonio Zoli (Navy Arms)
2. 2) Bernadelli (Gold Rush Arms w/“W” on bolster)
3. 3) Anderson, Bridges & Mullen  
(using Bill Large .54 cal. Bbls.)
- 4) Euroarms (GDG .54 and .58 caliber)
- 5) Tom Nixon, Mounted Infantry (.54 only)
- 6) James River Armory, “Mtd. Inf.” (.54 only)
- 7) James River Armory Type “E” (.54 or .58)
- 8) James River Armory, Type “F” (.58 only)
- 9) Tom Nixon, Type “D” (TEN, .54 or .58)
- 10) Pedersoli & Co. (.54 & .58 cal.)
- 11) Steve Buchanan, Drake Alt. (marked SB)
- 12) Steve Buchanan, Type E (marked SB)

### **Barrels**

- 1) Bill Large (.54 and .58 caliber)
- 2) Bill Large/Jerry Harmon (.54 and .58 caliber)
- 3) Navy Arms
- 4) Gold Rush Arms (with “W”)
- 5) Numrich Arms
- 6) T.Q. Howard
- 7) Steven M. Jencso
- 8) Apple Town Gun Shop
- 9) Blair Clowdis
- 10) Robert A. Hoyt
- 11) Whitacre’s Machine Shop
- 12) Donald Greene
- 13) Whitacre/Hoyt (54 cal.)
- 14) W.A. Crowther  
(marked W.A. Crowther)
- 15) Larry Romano Rifle Co.

(marked LRRCO)

## U.S. Harper’s Ferry Rifle Model 1855, .58 caliber, 5 Types

### **Makers**

1. 1) Will Ellis (marked W, E, or WE)
2. 2) Haack & Vikar, Type 1 (marked H&V)
3. 3) John Zimmerman Type 1(JGZ on bbl.)
4. 4) Edward Nicodemus (marked “EN”)
5. 5) Tom Nixon, all 5 types, (marked “TEN”)
6. 6) James River Armory, Type 1 (marked JRA)
7. 7) James River Armory, Type 2 (marked JRA)
8. 8) James River Armory, Type 4 (marked JRA)
- 9) Steve Buchanan, Type 1 (marked SB)

### **Barrels**

- 1) Bill Large
- 2) A.R. Goode
- 3) Will Ellis (with W, E, WE, WGE)
- 4) H&H Barrel Works
- 5) Jerry Harmon
- 6) Steven M. Jencso
- 7) Whitacre’s Machine Shop
- 8) Apple Town Gun Shop
- 9) Robert A. Hoyt
- 10) Haack & Vikar
- 11) Kurt Gubert
- 12) Blair Clowdis
- 13) Bruce Clark
- 14) Tom Lagoe
- 15) LRRCO (L. Romano)

## Remington Model 1863 Rifle (“Zouave”) .58 caliber

### **Makers**

- 1) Antonio Zoli & Co. (Navy Arms)

### **Barrels**

- 1) Numrich Arms

- |   |   |
|---|---|
| 2) Antonio Zoli & Co. (sold under a variety of retail labels) | 2) Bill Large                             |
| 3) Ranson Italia  | 3) Bill Large/Jerry Harmon                |
| 4) Dikar S. Coop, Bergara, Spain (Connecticut Valley Arms)    | 4) T.Q.Howard                             |
| 5) Armi San Paulo (GDG Euroarms of America)                   | 5) Guy W. Owen                            |
| 6) ArmiSport (Taylor's & Co.)                                 | 6) Whitacre's Machine Shop                |
|   | 7) Apple Town Gun Shop                    |
| 7) Tom Nixon (marked TEN)                                     | 8) W.A. Crowther (marked "W.A. Crowther") |
| 8) James River Armory (marked JRA)                            | 9) Larry Romano Rifle Co. (Marked LRRCO)  |
| 9) Pedersoli & Co.  |   |

### **US Rifle Whitney Model 1861 (Plymouth Rifle), .69 caliber**

#### **Makers**

- 1) No production approvals

#### **Barrels**

- 1) Robert A. Hoyt

### **Whitney Militia Rifle, aka 1855 Derivative, .58 caliber**

#### **Makers**

- 1) Haack & Vikar, Type 2 (marked H&V)
- 2) Tom Nixon, Type 2 (marked "TEN")
- 3) James River Armory, Type 1 (JRA)
- 4) James River Armory, Type 2 (JRA)

#### **Barrels**

- 1) Haack & Vikar
- 2) Any approved M-1855 Rifle Bbl.

### **Whitney "Flush Lock" Short Rifle, .58 caliber**

#### **Makers**

- 1) Haack & Vikar (marked H&V)

#### **Barrels**

- 1) no production approvals

### **C.S. Rifle Cook & Brother, New Orleans, 1861 - 1862 .58 caliber**

#### **Makers**

- 1) John Zimmerman (marked JGZ)

#### **Barrels**

- 1) no production approvals

### **C.S. Rifle Cook & Brother, Athens, GA., 1863.58 caliber**

#### **Makers**

- 1) Pedersoli & C. (DGW/DP&C.)

#### **Barrels**

- 1) no production approvals

### **C.S. Fayetteville Rifle, .58 caliber (Based on H.F. M-1855 Rifle)**

#### **Makers**

- 1) G. Scott Gresham
- 2) Haack & Vikar (marked H&V)
- 3) Tom LaGoe
- 4) James River Armory Type 2 (JRA)
- 5) James River Armory Type 4, Transitional (JRA)
- 6) James River Armory Type 4 (JRA)
- 7) Steve Doyle Type 4 (marked SD)
- 8) Steve Buchanan, Type 2 (marked SB)

#### **Barrels**

- 1) Any barrel approved for the US H.F. M-1855 Rifle may be used for this arm.

**C.S. Rifle Pulaski Armory, Tennessee, .54 caliber**

<b>Makers</b>	<b>Barrels</b>
1) Larry Romano Rifle Co. (marked LRRCO)	1) LRRCO

**C.S. Rifle Richmond, aka Short Rifle, aka Mounted Infantry, .58 caliber**

<b>Makers</b>	<b>Barrels</b>
1) James River Armory (Type 1)	1) no production approvals
2) James River Armory (Type 2)	
3) James River Armory ("from old parts")	

**C.S. Rifle Tyler Texas, Hill Rifle, .58 caliber**

<b>Makers</b>	<b>Barrels</b>
1) Larry Romano Rifle Co. (marked LRRCO)	1) LRRCO

**English Pattern 1856 Rifle (P-56), .577 caliber**

<b>Makers</b>	<b>Barrels</b>
1) James River Armory (JRA)	1) Jerry Harmon

**English Pattern 1858 Naval Rifle (P-58), .577 caliber**

<b>Makers</b>	<b>Barrels</b>
1) Parker-Hale Ltd.	1) Parker-Hale
2) Armi San Paulo-GDG (Euroarms of America) (lock marked London Armory Co.)	2) Bill Large
3) ArmiSport (Taylor's & Co.)	3) Bill Large/Jerry Harmon
4) James River Armory (JRA)	4) Guy W. Owen
5) Pedersoli & Co., Birmingham Type	5) Whitacre's Machine Shop
	6) Apple Town Gun Shop
	7) Steven M. Jencso
	8) Paul Faeth

**English Pattern 1853 Royal Marine Artillery Rifle, .577 caliber**

<b>Makers</b>	<b>Barrels</b>
1) James River Armory (JRA)	1) No production approvals

**Lorenz Jaeger Short Rifle, Model 1854 (Jagerstutzen), .54 & .58 caliber**

<b>Makers</b>	<b>Barrels</b>
1) Kurt Gubert	1) Kurt Gubert
2) Arms Moravia (Dixie Gun Works)	2) R.A. Hoyt
	3) Greg Edington

---

## 2. Rifle Muskets

---

**NB:** The parentheses include the importer, company, organization, or individual who originally submitted the arm to the N-SSA for production approval, or specific information about the arm such as identifying markings and calibers.

### **US Rifle Musket Model 1855, Type 1, (L.R. rear sight, no patch box) .58 caliber**

#### **Makers**

- 1) Will Ellis (marked W, E, or WE)
- 2) S&S Firearms (marked S&S)
- 3) ArmiSport (Taylor's & Co.)
- 4) Tom Nixon (marked TEN)
- 5) James River Armory (marked JRA)

#### **Barrels**

- 1) Will Ellis (W, E, WE, WGE)
- 2) Bill Large
- 3) A.R.Goode
- 4) John Stotler
- 5) Yeck Antique Firearms
- 6) C.H.Weisz
- 7) H&H Barrel Works
- 8) Numrich Arms
- 9) Francis M. Lane
- 10) Whitacre's Machine Shop
- 11) Apple Town Gun Shop
- 12) Blair Clowdis
- 13) Robert A. Hoyt
- 14) Steven M. Jencso
- 15) T.Q. Howard
- 16) Paul Faeth
- 17) Harmon-Large

### **US Rifle Musket Model 1855, Type 2, (3 leaf rear sight, no patch box) .58 caliber**

#### **Makers**

- 1) John Zimmerman, 1861 date, (marked JGZ)
- 2) Tom Nixon, (marked TEN)
- 3) James River Armory, (marked JRA)

#### **Barrels**

- 1) Any barrel approved for the Type 1 is approved for the Type 2

### **US Rifle Musket Model 1855, Type 3, (3 leaf rear sight, with patch box) .58 caliber**

#### **Makers**

- 1)ArmiSport Type 2 (aka N-SSA Type 3)
- 2) Tom Nixon, (marked TEN)

#### **Barrels**

- 1) Any barrel approved for the Type 1 is approved for the Type 3

### **US Rifle Musket Model 1855, shortened ("Artillery Model"), .58 caliber**

#### **Makers**

- 1) Haack & Vikar, Type 1 (marked H&V)
- 2) Tom Nixon (TEN)

#### **Barrels**

- 1) Any barrel approved for the US Rifle Musket Model 1855 may be altered to the proper configuration for this arm

### **US Rifle Musket Model 1861, .58 caliber**

#### **Makers**

- 1) Yeck Antique Firearms (marked YAF)
- 2) Harpers Ferry Arms Co.
- 3) Robert Hubbard
- 4) Miroku (Dixie Gun Works)
- 5) ArmiSport (Taylor's & Co.)
- 6) Armi San Paulo, GDG (Euroarms)
- 7) John Zimmerman (JGZ)
- 8) James River Armory (JRA)
- 10) Pedersoli (Dixie Gun Works)

#### **Barrels**

- 1) Any barrel approved for the US Rifle Musket Model 1855 may be used for this arm.
- 2) Larry Romano Rifle Co. (only fits ArmiSport replicas)

### **US Rifle Musket Model 1861, shortened ("Artillery Model"), .58 caliber**

#### **Makers**

- 1) Will Ellis (W, E, WE, WGE)
- 2) John Zimmerman (JGZ)

#### **Barrels**

- 1) Any barrel approved for the US Rifle Musket Model 1861 may be altered to the proper configuration for this arm.
- 2) Delwin Wirth

### **US Rifle Musket Special Model 1861, .58 caliber**

#### **Makers**

- 1) Springfield Firearms Corporation
- 2) Chattahoochee BPS Co. (Colt Signature Series) (no identifying marks)
- 3) Chattahoochee BPS Co. (Amoskeag) (no ID)
- 4) Chattahoochee BPS Co. (LG&Y) (no ID)

#### **Barrels**

- 1) Bill Large
- 2) Whitacre's Machine Shop (only fits Chattahoochee BPS Co. replicas)
- 3) Larry Romano Rifle Co. (only fits Chattahoochee BPS Co. replicas)

### **US Rifle Musket Special Model 1861, shortened ("Artillery Model"), .58 caliber**

#### **Makers**

- 1) Chattahoochee BPS Co. (Colt Signature Series) (no identifying marks)
- 2) Chattahoochee BPS Co. (Amoskeag) (no ID)
- 3) Chattahoochee BPS Co. (LG&Y) (no ID)

#### **Barrels**

- 1) Any barrel approved for the US Special Model 1861 Rifle Musket may be altered to the proper configuration for this arm.

### **US Rifle Musket Model 1863 aka Type I, .58 caliber**

#### **Makers**

- 1) Yeck Antique Firearms (marked YAF)
- 2) Miroku (Dixie Gun Works)
- 3) Robert Hubbard
- 4) Euroarms (dated 1863)
- 5) Tom Nixon (TEN)
- 6) James River Armory (JRA)

#### **Barrels**

- 1) C.H.Weisz
- 2) Bill Large
- 3) Numrich Arms Co.
- 4) A.R.Goode
- 5) Yeck Antique Firearms
- 6) H&H Barrel Works

- 7) Whitacre's Machine Shop
- 8) Apple Town Gun Shop
- 9) Paul Faeth
- 10) Steven M. Jencso
- 11) Robert A. Hoyt
- 12) Bruce Parker
- 13) Larry Romano Rifle Co.

### **US Rifle Musket Model M-1864, aka 1863 Type II, .58 caliber**

#### **Makers**

- 1) Miroku (Navy Arms)
- 2) Yeck Antique Firearms (marked YAF)
- 3) Miroku (Dixie Gun Works)
- 4) Robert Hubbard
- 5) Euroarms (dated 1864)
- 6) Tom Nixon (TEN)

#### **Barrels**

- 1) All barrels approved for the M-1863 are approved for the M-1864.

### **US Rifle Musket M - 1863 & 1864, (aka T-1&2) ("Artillery Model"), .58 caliber**

#### **Makers**

- 1) Will Ellis (W, E, WE, WGE)
- 2) Bruce Clark
- 3) James River Armory "SN&WTC" (JRA)

#### **Barrels**

- 1) Any barrel approved for the US Rifle Musket M-1863 & 1864 (aka T - I & II) may be altered to the proper configuration for this arm.

### **Whitney Rifle Musket Model 1855, .58 caliber**

#### **Makers**

- 1) Tom Nixon (TEN)

#### **Barrels**

- 1) Any barrel approved for the US Rifle Musket Model 1855 may be used for this arm.

### **CS Richmond Rifle Musket Model 1855, .58 caliber**

#### **Makers**

- 1) Yeck Antique Firearms (marked YAF)
- 2) Euroarms (GDG)
- 3) Armisport (Taylor's & Co.)
- 4) Tom Nixon (TEN)
- 5) James River Armory, Type 1 (JRA)
- 6) James River Armory, Type 2 (JRA)
- 7) Pedersoli & Co., 1862 Low Hump Lock

#### **Barrels**

- 1) Any barrel approved for the US Rifle Musket Model 1855 may be used for this arm.

### **CS Richmond Rifle Musket Model 1855, shortened ("Artillery Model"), .58 caliber**

#### **Makers**

- 1) Haack & Vikar (H&V)

#### **Barrels**

- 1) Any barrel approved for the US Model 1855 Rifle Musket may be altered to the proper size.

**Austrian Lorenz Rifle Musket M-1854, Type 2, .54 caliber**

**Makers**

1) Pedersoli (Dixie Gun Works

**Barrels**

Greg Edington, R.A. Hoyt

---

**English Rifle Musket Pattern 1853 (P-53), .577 caliber**

**Makers**

- 1) Parker-Hale Ltd. (Made in England)
- 2) Euroarms (GDG, marked London Armory)
- 3) Armi San Paulo, (marked GDG)
- 4) Euroarms (GDG, Dixie Gun Works)
- 5) ArmiSport (Taylor's & Co.)
- 6) Tom Nixon (TEN)
- 7) James River Armory (JRA, Model: J.P. Moore)
- 8) James River Armory, (JRA, Model: Robbins & Lawrence)
- 9) James River Armory, Class II Arm (JRA, as exported, various makers names)
- 10) Pedersoli & Co., Birmingham Type

**Barrels**

- 1) Parker-Hale Ltd.
- 2) Bill Large/Jerry Harmon
- 3) Bill Large
- 4) Whitacre's Machine Shop
- 5) Apple Town Gun Shop
- 6) Robert Hoyt

---

### 3. Rifled Muskets

---

**NB:** The parentheses include the importer, company, organization, or individual who originally submitted the arm to the N-SSA for production approval, or specific information about the arm such as identifying markings and calibers.

---

#### **US Rifled Musket Model 1842, .69 caliber**

---

**Makers**

- 1) ArmiSport Chiappa (Taylor's & Co., marked AC)  
(Includes Sesquicentennial Model, either lock)

**Barrels**

- 1) Francis M. Lane
- 2) Whitacre's Machine Shop

---

#### **US Short Rifled Musket Model 1842 (Fremont Special), .69 caliber**

---

**Makers**

- 1) John Zimmerman, (JGZ)
- 2) ArmiSport Chiappa (Taylor's & Co., marked AC)

**Barrels**

- 1) Whitacre's Machine Shop

---

#### **US Rifled Musket Model 1851 Cadet, .58 caliber**

---

**Makers**

- 1) Charles Hahn (HAHN)

**Barrels**

- 1) Robert A. Hoyt
- 2) Whitacre's Machine Shop

---

## 4. Smoothbore Arms, All Types

---

**NB:** The parentheses include the importer, company, organization, or individual who originally submitted the arm to the N-SSA for production approval, or specific information about the arm such as identifying markings and calibers.

### US Musket Model 1816, Harpers Ferry/Springfield, flintlock, caliber .69

**Makers**

1) Pedersoli – Harper’s Ferry (Dixie Gun Works)

**Barrels**

1) Whitacre’s Machine Shop, H.F.,  
Springfield, and Contracts

### US Musket Model 1816, converted to percussion, caliber .69

**Makers**

1) Pedersoli, w/Drum Conv. (Dixie Gun Works)

**Barrels**

1) Robert A. Hoyt, cone-in-bbl  
2) Robert A. Hoyt, (H&P Alt)

### US Musket Model 1835/40, caliber .69

**Makers**

1) No production approvals

**Barrels**

1) Robert A. Hoyt (H&P Alt.)

### US Musket Model 1842, caliber .69

**Makers**

1) ArmiSport (Taylor’s & Co.)  
(Includes ArmiSport Sesquicentennial Model)  
2) Larry Stevens (Marked LS)

**Barrels**

1) Whitacre’s Machine Shop

### US Musket Model 1851 Cadet, caliber .57

**Makers**

1) Charles Hahn (HAHN)

**Barrels**

1) Robert A. Hoyt  
2) Whitacre’s Machine Shop

### CS Macon Armory (Shortened US Model 1842 Smoothbore), caliber .69

**Makers**

1) James River Armory, Type 1 (30” bbl.) (JRA)  
2) Gun Trader, Type 1 (30” bbl.) (marked GT)  
3) Jim Brake Type 1 (30” bbl.) (marked JB)

**Barrels**

1) Any barrel approved for the US  
Model 1842 Musket may be  
altered for these arms.

### Wm. Glaze Model 1842 Musket, aka Palmetto, caliber .69

**Makers**

1) James River Armory (JRA)

**Barrels**

1) Any barrel approved for the US  
Model 1842 Musket may be  
altered for this arm.

**CS Richmond Cavalry Musketoon (Shortened US M - 1842 Smoothbore), caliber .69**

**Makers**

1) James River Armory (JRA)

**Barrels**

1) Any barrel approved for the US Model 1842 Musket may be altered for this arm.

**CS Richmond Cavalry Carbine (Shortened US M - 1842 Smoothbore), caliber .69**

**Makers**

1) Harper's Ferry Arms, J. G. Zimmerman (JGZ)

**Barrels**

1) Any barrel approved for the US Model 1842 Musket may be altered for this arm.

**Pistols, Smoothbore**

**US Pistol Harpers Ferry, Model 1805, percussion drum conv., caliber .54 Smoothbore**

**Makers**

1) Pedersoli & C. (DGW/DP&C.)  
2) Pedersoli & C., Kit form (DP&C/DGW/SAC)

**Barrels**

1) None

---

## 5. Carbines, Class 1

---

**NB:** The parentheses include the importer, company, organization, or individual who originally submitted the arm to the N-SSA for production approval, or specific information about the arm such as identifying markings and calibers.

### US Carbine Model 1855

---

**Makers**

- 1) R.A. Hoyt, .54 cal. (marked RAH)

**Barrels**

- 1) Jerry Harmon (.54 and .58 cal.)
- 2) Whitacre's Machine Shop
- 3) Apple Town Gun Shop
- 4) R.A. Hoyt

### Gallager Carbine

---

**Makers**

- 1) Erma Werke, .54 cal. (Jana International Co.)

**Barrels**

- 1) Jerry Harmon (.50 cal.)

### Joslyn Carbine Model 1855, Percussion, .54 caliber

**Makers**

- 1) Wm. McCarthy (Wm. McCarthy)

**Barrels**

- 1) Wm. McCarthy

### Maynard Carbine, Model 1

---

**Makers**

- 1) L. Romano Rifle Co. (20" & 26" barrel, .36 cal. and .50 caliber)
- 2) Daniel R. Sheetz, (20" & 26" bbl., .36 & .50 cal)

**Barrels**

- 1) John D. Bly (marked JDB), .50 caliber (20" and 26" length)
- 2) John D. Bly, .36 cal. (20" and 26" length) Marked "JDB"
- 3) LRRCO (Romano) 20" & 26", .36 & .50 cal.

### Maynard Carbine, Model 2, .50 caliber

---

**Makers**

- 1) Harper's Ferry Arms (dated 1976 or later)
- 2) John Stuard (Ramshorn LLC)
- 3) L. Romano Rifle Co. (LRRCO)

**Barrels**

- 1) Harper's Ferry Arms (1976 or later)
- 2) Steven M. Jencso
- 3) Eric Schuessler (marked ES&H)
- 4) John D. Bly Marked "JDB"
- 5) LRRCO (Romano)

### Merrill Carbine, Type 2 Transitional (Type 2 catch release with Type 1 patch box)

---

**Makers**

- 1) Wm. McCarthy

**Barrels**

- 1) Wm. McCarthy

### **Sharps New Model 1859 (with Patch Box, Saddle Bar and Ring)**

#### **Makers**

- 1) Shiloh Products
- 2) Pedersoli (Dixie Gun Works)
- 3) ArmiSport (Taylor's & Co.)

#### **Barrels**

- 1) No production approvals

### **Sharps New Model 1863 (with Saddle Bar and Ring, no Patch Box)**

#### **Makers**

- 1) Garrett Arms (marked FHG on stock, double diamond on bbl)
- 2) Shiloh Products ("S" mark bottom of frame)
- 3) Sile Dist. Co.
- 4) Armi San Marco (marked ASM)
- 5) I.A.B. (Industria Armi Bresciane)
- 6) ArmiSport (Taylor's & Co.)

#### **Barrels**

- 1) No prod. app'ls

### **Smith Patent, Poultney & Trimble, .50 caliber**

#### **Makers**

- 1) Yeck Antique Firearms (marked YAF)
- 2) Pietta (Navy Arms, Art. & Cav. models)

#### **Barrels**

- 1) Yeck Antique Firearms
- 2) Eldon Bertram
- 3) Sam Dobbins
- 4) T.Q. Howard
- 5) Jerry Harmon
- 6) Francis M. Lane
- 7) Steven M. Jencso
- 8) Eric Schuessler (marked "ES&H")

### **CS Cook & Bro., Athens GA, Artillery Musketoon, .58 caliber**

#### **Makers**

- 1) Pedersoli (Dixie Gun Works)

#### **Barrels**

- 1) No production approvals

### **CS Richmond Carbine, .58 caliber**

#### **Makers**

- 1) Will Ellis (marked W, E, WE, WGE)
- 2) Haack & Vikar (H&V)
- 3) Euroarms
- 4) S&S Firearms
- 5) Tom LaGoe
- 6) John Zimmerman (CS Richmond or US Springfield 1861 lock (marked JGZ on bbl)
- 7) James River Armory (Springfield 1861 lock)
- 8) James River Armory (Richmond lock) (JRA)

#### **Barrels**

- 1) Will Ellis (W, E, WE, WGE)
- 2) Francis M. Lane
- 3) Kurt Gubert
- 4) Blair Clowdis
- 5) Haack & Vikar
- 6) Bruce Clark
- 7) Robert A. Hoyt
- 8) Whitacre's Machine Shop
- 9) Tom LaGoe

**CS Richmond Cavalry Musketoon (Shortened US M – 1842) Smoothbore .69 cal.**

**Makers**

- 1) James River Armory (JRA)

**Barrels**

- 1) Any barrel approved for the US Model 1842 Musket may be altered for this arm.

**CS Richmond Cavalry Carbine (Shortened US M – 1842) Smoothbore .69 cal.**

**Makers**

- 1) Harper's Ferry Arms, J. G. Zimmerman (JGZ)

**Barrels**

- 1) Any barrel approved for the US Model 1842 Musket may be altered for this arm.

**S.C. Robinson Model 1862 (Richmond Sharps)**

**Makers**

- 1) Shiloh Products ("S" mark bottom of frame)
- 2) Pedersoli (Dixie Gun Works), with butt stock sling swivel and flat brass barrel band

**Barrels**

- 1) No production approvals

**J.P. Murray & Co. Artillery Carbine, .58 caliber**

**Makers**

1. 1) Antonio Zoli (Navy Arms)
2. 2) Euroarms (GDG)

**Barrels**

- 1) No production approvals

**Keen & Walker, aka Perry, .54 caliber**

**Makers**

- 1) L. Romano Rifle Company (LRRCO)

**Barrels**

- 1) No production approvals

**Tarpley Carbine, .50 caliber**

**Makers**

- 1) L. Romano Rifle Company (LRRCO)

**Barrels**

- 1) No production approvals

**English Pattern 1856 Cavalry Carbine (Swivel Ram Rod & Saddle Bar), .577 caliber**

**Makers**

- 1) James River Armory (JRA)

**Barrels**

- 1) No production approvals

**English Pattern 1861 Carbine (Musketoons), .577 caliber**

---

**Makers**

- 1) Parker-Hale Ltd. (Made in England)
- 2) Armi San Paulo
- 3) Euroarms (London Armory Co. on lock)
- 4) Garrett Arms
- 5) Pedersoli & Co., Birmingham Type

**Barrels**

- 1) Parker-Hale Ltd.
- 2) Armi San Paulo
- 3) Bill Large/Jerry Harmon
- 4) T.Q. Howard
- 5) Steven M. Jencso
- 6) Whitacre's Machine Shop

---

## **6. Breechloading Rifles and Class 2 Carbines**

---

**NB:** The parentheses include the importer, company, organization, or individual who originally submitted the arm to the N-SSA for production approval, or specific information about the arm such as identifying markings and calibers.

### **Ballard, Ball & Williams Half Stock Kentucky Rifle**

---

**Makers**

1) L. Romano Rifle Co. (.44-40 only)

**Barrels**

1) No production approvals

### **Merrill Rifle**

---

**Makers**

1) Wm. McCarthy

**Barrels**

1) Wm. McCarthy

### **Morse Carbine**

---

**Makers**

1) The Rifle Shoppe (.50 cal.)

**Barrels**

1) No production approvals

### **Henry Rifle Model 1860**

---

**Makers**

- 1) Uberti Arms (Navy Arms) 24" barrel, Iron or Brass Frame, .44-40 cal. & .45LC cal.  
2) Henry Repeating Arms Co. 24" bbl, Iron or Brass, Civilian Model, .44-40 & .45 LC cal.

**Barrels**

1) No production approvals

### **Sharps Rifle New Model 1859 (with Patch box)**

---

**Makers**

- 1) Pedersoli (Dixie Gun Works)  
2) ArmiSport (Taylor's & Co.)

**Barrels**

1) No production approvals

### **Sharps Rifle New Model 1863 (with Patch Box)**

---

**Makers**

1) Shiloh Products (.50 and .54 cal.)

**Barrels**

1) No production approvals

### **Spencer Rifle Model 1860**

---

**Makers**

1) L. Romano Rifle Co. (.56-50 only)

**Barrels**

1) No production approvals

### **Spencer Carbine Model 1860**

---

**Makers**

- 1) Spencer Repeating Arms, Inc.  
2) L. Romano Rifle Co. (.56-50 only)

**Barrels**

1) No production approvals

## **Spencer Carbine Model 1865**

---

### **Makers**

1) ArmiSport (Taylor's & Co., .56-50 only)

### **Barrels**

1) No production approvals

---

## **7. Revolvers**

---

**NB:** The parentheses include the importer, company, organization, or individual who originally submitted the arm to the N-SSA for production approval, or specific information about the arm such as identifying markings and calibers.

### **Colt Model 1836 “Paterson” (.36 cal.)**

---

**Makers**

- 1) Uberti (Navy Arms)
- 2) Uberti, Texas Model, 9” barrel (Dixie Gun Works)
- 3) Pietta, Texas Model, 9” barrel (Dixie Gun Works)

### **Colt Model 1847 “Walker” (.44 cal.)**

---

**Makers**

- 1) Uberti (Replica Arms Co.)
- 2) Colt Firearms Division
- 3) Armi San Marco (Connecticut Valley Arms, aka CVA)
- 4) Colt Signature Series (Chattahoochee Black Powder Supply Co.)

### **Colt Model 1848 2<sup>nd</sup> Model Dragoon (.44 cal.)**

---

**Makers**

- 1) Colt Firearms Division
- 2) Uberti (Replica Arms Co.)

### **Colt Model 1848 3<sup>rd</sup> Model Dragoon (.44 cal.)**

---

**Makers**

- 1) Colt Firearms Division
- 2) Colt Signature Series (Chattahoochee Black Powder Supply Co.)
- 3) Uberti (Dixie Gun Works)

### **Colt Model 1849 “Baby Dragoon” (.31 cal.)**

---

**Makers**

- 1) Colt Firearms Division
- 2) Colt Signature Series (Chattahoochee Black Powder Supply Co.)

### **Colt Model 1851 Navy (.36 cal.)**

---

**Makers**

- 1) Euroarms
- 2) Uberti (Navy Arms Co., Model - “Yank”)
- 3) Uberti (Replica Arms Co.)
- 4) Colt Firearms Division
- 5) Colt Signature Series (Chattahoochee Black Powder Supply Co.)
- 6) F.LLI Pietta (“Yank, Dixie Gun Works”)

### **Colt Model 1860 Army (includes fluted cylinder) (.44 cal.)**

---

**Makers**

- 1) Centaure of Belgium (Centennial Arms Co.)
- 2) Uberti (Replica Arms Co.)

- 3) Colt Firearms Division (Type 3)
- 4) Western Arms (Type 3)
- 5) Connecticut Valley Arms (CVA)
- 6) Colt Signature Series (Chattahoochee Black Powder Supply Co.)
- 7) F LLI Pietta (Dixie Gun Works)

---

**Colt Model 1861 Navy (.36 cal.), 7.5” Bbl.**

---

**Makers**

- 1) Uberti (Navy Arms Co.)
- 2) Colt Firearms Division
- 3) Colt Signature Series (Chattahoochee Black Powder Supply Co.)

---

**Colt Model 1862 Pocket Police (.36 cal.)**

---

**Makers**

- 1) Colt Firearms Division
- 2) Uberti (Navy Arms Co.)

---

**Colt Model 1862 Pocket Navy (.36 cal.)**

---

**Makers**

- 1) Colt Firearms Division
- 2) Colt Signature Series (Chattahoochee Black Powder Supply Co.)

---

**Dance & Brothers (.36 cal. model only)**

---

**Makers**

- 1) F LLI Pietta (Dixie Gun Works)

---

**Griswold & Gunnison (.36 cal.)**

---

**Makers**

- 1) Uberti (Navy Arms Co. Model – “REB”)

---

**Leech & Rigdon (.36 cal.)**

---

**Makers**

- 1) Uberti (Dixie Gun Works)

---

**LeMat Revolver (.44 cal.)**

---

**Makers**

- 1) F LLI Pietta (Dixie Gun Works)

---

**Remington Model 1858 Navy (.36 cal)**

---

**Makers**

- 1) Lyman
- 2) Hawes
- 3) Euroarms
- 4) Uberti (Navy Arms Co.)
- 5) Lost River Arms
- 6) T.F. Ball

**Barrels**

- 1) Lost River Arms
- 2) T.F. Ball

### **Remington New Model 1858 Army (.44 cal)**

---

#### **Makers**

- 1) Lyman
- 2) Hawes
- 3) Euroarms
- 4) Armi San Paulo (GDG)
- 5) Uberti (Navy Arms Co., includes stainless model)

#### **Barrels**

- 1) T.F. Ball
- 2) Lost River Arms
- 3) Tri L

6) Witlow Precision Co. (“Grant” iron frame, “Lee” brass frame, Note: This is the **ONLY** brass frame Remington revolver allowed in the N-SSA)

- 7) Rigami-Brescia
- 8) Armi San Marco (CVA)
- 9) Uberti (Taylor’s & Co.)
- 10) Lost River Arms
- 11) T.F. Ball
- 12) Tri L
13. 13) Hege
14. 14) F LLI Pietta (Navy Arms Co., includes stainless model)
15. 15) F LLI Pietta (Dixie Gun Works, “Shooter’s Model”, aka NM 1863)

### **Remington Model 1861 Navy (.36 cal, 7.5” Bbl.)**

---

#### **Makers**

- 1) Uberti (SAC)

#### **Barrels**

- 1) No production approvals

### **Remington Model 1863 New Army (.44 cal)**

---

#### **Makers**

- 1) Gold Rush Gun Shop
- 2) Santa Barbara (Made in Spain)
- 3) Navy Arms Co.
- 4) Hege
- 5) Pedersoli & Co. (aka Remington Pattern Target Model & 1858) (Submitted by SAC)

### **Remington Model 1863 Navy (.36 cal., 7.5” Bbl.)**

---

#### **Makers**

- 1) T.F. Ball

### **Remington New Model Belt Revolver (.36 cal., 6.5” bbl.)**

---

#### **Makers**

- 1) Western Arms Company
- 2) F LLI Pietta (Dixie Gun Works)

### **Rogers & Spencer (.44 cal.)**

---

#### **Makers**

- 1) Euroarms (GDG)
- 2) Feinwerkbau

#### **Barrels**

- 1) T.F. Ball
- 2) Lost River Arms
- 3) Tri L

---

**Schneider & Glassick (.36 cal.)**

---

**Makers**

1) EIG

---

**Spiller & Burr (.36 cal.)**

---

**Makers**

1) F LLI Pietta (Joan's Guns & Ammo)

**Barrels**

1) Lost River Arms

---

**Starr Model 1863 Single Action (.44 cal.)**

---

**Makers**

1) F LLI Pietta (Dixie Gun Works)

---

**Whitney Navy Revolver (.36 cal.)**

---

**Makers**

1) Richland Arms Co. (Went out of business in 1986)

2) Palmetto (Dixie Gun Works)

---

**7a. Pistols**

---

---

**US Pistol Harpers Ferry, Model 1805, percussion drum conv., caliber .54 Smoothbore**

---

**Makers**

1) Pedersoli & C. (DGW/DP&C.)

2) Pedersoli & C., Kit form (DP&C/DGW/SAC)

**Barrels**

1) None

---

## 8. Approved Processes

---

**NB:** The parentheses include the importer, company, organization, or individual who originally submitted the arm to the N-SSA for production approval, or specific information about the arm such as identifying markings and calibers.

### a. Rimfire to Centerfire Conversion Processes

---

#### Spencer Firearms

---

##### Makers

- 1) S & S Firearms – breechblock (marked “&”)
- 2) Mike Newhouse – breechblock (marked “MN”)
- 3) Tony Beck – breechblock (marked “AB”, right side of breech block)
- 4) Buffalo Arms Co. – breechblock (marked “BACO”)
- 5) Larry Romano Rifle Co. - breechblock (marked “LRRCO”)

#### Ballard Firearms

---

##### Makers

- 1) K. Gubert – breechblock assembly (marked “KG”)
- 2) K. Gubert – breechblock assembly, 2<sup>nd</sup> variation (marked “KG”)
- 3) Bob Hemmerly - breechblock assembly (mark unknown)
- 4) P. Weber – breechblock assembly (marked “PW”)
- 5) Ron Dilliot – breechblock assembly (mark unknown)
- 6) T. Nixon/L. Gollahon – Solid Breechblock (marked “TN/with #/C-SA”)
- 7) Gollahon/Coleman – Split Breechblock – (marked “CS-A with #”)
- 8) Brevoort C.F. Converter for Brown-Ballard Rifle – **Requires SAC Card** (too small for ID)
- 9) Alvin Bumford, Replacement Receiver, casting only, not finished “A.B. Serial #”

#### Sharps & Hankins Firearms

---

##### Makers

- 1) Richard Schoenberger – CF conversion unit added to breech of Sharps & Hankins, marked “RS-1”, etc. numbered consecutively.

### b. Approved Barrel Processes

---

- |                    |  |
|--------------------|--|
| 1) Will Ellis      | Socket fit, brazed, with Numrich barrel  |
| 2) Jerry Harmon    | A) Socket fit, brazed, with Large barrel<br>B) Threaded, silver brazed, with Large barrel      |
| 3) Francis M. Lane | Original or approved breech, Lane barrel   |
| 4) Guy W. Owen     | Sleeving, re-rifling, of original or replica barrels having a solid (forged) or patent breech. |
| 5) Robert A. Hoyt  | Sleeving, re-rifling of original or replica barrels having a solid (forged) or patent breech.  |

- 6) Blue-Grey Gun Shop, Inc. Barrels and breeching process, all models.
- 7) Apple Town Gun Shop Threaded breech, using original or Yeck breeches and Getz or Wm. Large Machine Co. barrel blanks.
- 8) Steven M. Jencso Socket fit, soldered sleeving process as alternative method to previously approved Jencso barrels.
- 9) Paul E. Faeth Socket thread process sleeved to contact breech plug face, +/- .002 inch using original breech.
- 10) Kurt Gubert Sleeved breech using Yeck or original breech, silver soldered to barrel with low temp silver solder, breech plugs original or new, barrels original or Hoyt.
- 11) Whitacre's Machine Shop Sleeving, re-rifling of original or replica barrels having a solid (forged) or patent breech; Re-barrel ArmiSport Breeches with his barrels.
- 12) Tom LaGoe Sleeved breech using Yeck or original breech, silver soldered to barrel with low temp silver solder, breech plugs original or new, barrels original or Hoyt.
- 13) W.A. Crowther Sleeved threaded breech process.
- 14) Robert A. Hoyt Sleeving or sleeving and re-rifling original or replica small arms barrels.
- 15) Larry Romano Rifle Co. Sleeved threaded breech using any N-SSA approved breech and using a separate breech plug. Marked "LRRCO".
- 16) Larry Romano Rifle Co. Sleeved threaded breech using a breech of his own manufacture machined from solid stock and using a separate breech plug. Marked "LRRCO".
- 17) Larry Romano Rifle Co. Lining of muzzle loading barrels, smoothbore or rifled, original or reproduction. The liner is secured in place with Loctite.
- 18) Larry Romano Rifle Co. Lining of breech loading barrels, rifled or smoothbore, original or reproduction. The liner is fit from the breech end with a shoulder and secured with Loctite.
- 19) Larry Romano Rifle Co. Lining of revolver barrels, original or reproduction. The liner is fit from the breech end with a shoulder and secured with Loctite.
- 20) H.P. Gregory For solid frame revolvers: Replacing the barrel with one fabricated from a blank, fitted to the individual revolver, with forcing cone, front sight and loading lever stud replaced in the original positions. Marked with an "H" in a circle.
- 21) Charlie Hahn For solid frame revolvers: Replace the barrel with one fabricated from a blank, chambers match reamed, internal parts adjusted to N-SSA legal 2 lb. trigger pull, front sight and

loading lever stud replaced in the original positions. Marked with "HAHN" on top of barrel.

---

## 9. Miscellaneous Approved Barrels

---

- 1) Austrian Lorenz, .54 cal.....Wayne Schartz
- 2) Pattern 1863 Enfield Rifle.....Jerry Harmon
- 3) Pattern 1853 Enfield Carbine (Musketoen).....Jerry Harmon
- 4) Austrian Lorenz.....Greg Edington, R.A. Hoyt

# Approved Arms by Maker and Importer\*

(With identifying marks when known)

**01-01-2023**  
**Edition**

**\*N.B. – The Production Approval is for the Manufacturer who actually made the arm, not the Importer. Therefore arms so approved by a Manufacturer are allowed for use in the N-SSA's competitive matches regardless of the import company markings. For example, a Henry Rifle made by Uberti is allowed with a plethora of different import markings. The only import markings shown in this list will be of the importer who originally submitted the arm to the N-SSA for a Production Approval.**

## **Anderson, Bridges & Mullen** (Ceased operations)

*Marks unknown*

U.S. Rifle Model 1841 (Mississippi Rifle) – using Bill Large .54 caliber barrels

## **Antonio Zoli & Company**

*Marked on top, or left side of barrel “Antonio Zoli”*

Remington Model 1863 Rifle (Zouave Rifle) – sold under a variety of retail labels

## **Armi San Marco**

*Marked “ASM”*

Remington New Model 1858 Army revolver (.44 caliber) – CVA

Sharps Carbine New Model 1863

## **Armi San Paulo – GDG** (Now a proprietary of Euroarms S.r.l)

*Marked “GDG”*

English Pattern 1858 Naval Rifle (P-58) – Euroarms of America

English Pattern 1858 Naval Rifle (P-58) – London Armory Co.

English Pattern 1861 Carbine (Musketoons)

English Rifle Musket Pattern 1853 (P-53)

Remington Model 1863 Rifle (Zouave Rifle) – Euroarms of America

Remington New Model 1858 Army Revolver, .44 cal.

Remington New Model 1858 Navy Revolver, .36 cal. GDG Armi San Paulo  
Rogers & Spencer Revolver (.44 cal.) – Euroarms of America  
U.S. Rifle Musket Model 1861 – Euroarms of America

### **ArmiSport Chiappa**

*(Marked “AC” in an oval on the barrel, for “Armi-Chiappa”)*

C.S. Rifle Musket Model 1855 (CS Richmond) – Taylor’s & Co.  
English Pattern 1858 Naval Rifle (P-58) – Taylor’s & Co.  
English Rifle Musket Pattern 1853 (P-53) – Taylor’s & Co.  
Remington Model 1863 Rifle (Zouave Rifle) – Taylor’s & Co.  
Sharps Rifle New Model 1859 (with Patch Box) – Taylor’s & Co.  
Sharps Carbine New Model 1859 (with Patch Box, Saddle Bar & Ring) – Taylor’s & Co.  
Sharps Carbine New Model 1863 (with Saddle Bar & Ring, no Patch Box) - Taylor’s & co.  
Spencer Carbine Model 1865 (.56-50 cal. only) – Taylor’s & Co.  
U.S. Musket Model 1842 – Taylor’s & Co.  
U.S. Musket Model 1842 – Taylor’s & Co., Civil War Sesquicentennial Series, W/Serial # on bbl.  
& cartouche “AC” on left stock flat, Mfg. ID markings under bbl.; Harper’s Ferry or Springfield  
lock.  
U.S. Rifle Musket Model 1855, Type 1 – Taylor’s & Co.  
U.S. Rifle Musket Model 1855, Type 2 (N-SSA Type 3, 3 leaf sight & Patch Box) – Blue & Gray  
Relic Shop  
U.S. Rifle Musket Model 1861 – Taylor’s & Co.  
U.S. Rifled Musket Model 1842 – Taylor’s & Co.  
U.S. Short Rifled Musket Model 1842 (Fremont Special) – Taylor’s & Co.

### **Arms Moravia** (Ceased operations, Czechoslovakia)

*Marked “Arms Moravia”*

Lorenz Jaeger Short Rifle, Model 1854 (Jagerstutzen) – Dixie Gun Works

### **Ball, T.F.** (Deceased)

Remington Model 1858 Navy Revolver - .36 cal.  
Remington Model 1863 Navy Revolver - .36 cal.  
Remington New Model 1858 Army Revolver - .44 cal.

### **Brake, Jim**

*Marked “JB” on stock*

C.S. Macon Armory, Type 1, (Shortened U.S. Model 1842 Smoothbore)

## **Buchanan, Steve**

*Marked "SB" on stock*

U.S. Rifle Model 1841 (Mississippi) A.J. Drake Alt. - .54 and .58 cal.

U.S. Rifle Model 1841 (Mississippi) H. F. Alteration Type E - .54 and .58 cal.

U.S. Harper's Ferry Rifle Model 1855 Type I

C.S. Fayetteville Rifle Type 2

## **Centennial Arms Company** (Ceased operations)

Colt Model 1860 Army Revolver (includes fluted cylinder) - .44 cal., Belgium

## **Chattahoochie Black Powder Supply Company**

Colt Revolver Model 1847 Revolver Walker - .44 cal.

Colt Revolver Model 1848 3<sup>rd</sup> Model Dragoon Revolver - .44 cal.

Colt Revolver Model 1849 Baby Dragoon Revolver - .31 cal.

Colt Revolver Model 1851 Navy Revolver - .36 cal.

Colt Revolver Model 1860 Army Revolver (includes fluted cylinder) - .44 cal.

Colt Revolver Model 1861 Navy Revolver - .36 cal.

Colt Revolver Model 1862 Pocket Navy Revolver - .36 cal.

U.S. Rifle Musket Special Model 1861 – Amoskeag

U.S. Rifle Musket Special Model 1861 – Colt Signature Series

U.S. Rifle Musket Special Model 1861 – LG & Y

U.S. Rifle Musket Special Model 1861, shortened Artillery Model – Amoskeag

U.S. Rifle Musket Special Model 1861, shortened Artillery Model – Colt Signature Series

U.S. Rifle Musket Special Model 1861, shortened Artillery Model – LG & Y

## **Clark, Bruce**

*Marks unknown*

U.S. Rifle Musket Model 1863, Types I and II, shortened to Artillery Models

## **Colt Firearms Division**

Colt Revolver Model 1847 Walker Revolver - .44 cal.

Colt Revolver Model 1848 1st Model Dragoon Revolver - .44 cal.

Colt Revolver Model 1848 2<sup>nd</sup> Model Dragoon Revolver - .44 cal.

Colt Revolver Model 1848 3<sup>rd</sup> Model Dragoon Revolver - .44 cal.

Colt Revolver Model 1849 Baby Dragoon Revolver - .31 cal.

Colt Revolver Model 1851 Navy Revolver - .36 cal.

Colt Revolver Model 1860 Army Type 3 Revolver (includes fluted cylinder) - .44 cal.

Colt Revolver Model 1861 Navy Revolver - .36 cal.  
Colt Revolver Model 1862 Pocket Navy Revolver - .36 cal.  
Colt Revolver Model 1862 Pocket Police Revolver - .36 cal.

### **Connecticut Valley Arms (CVA)**

Colt Revolver Model 1847 Walker Revolver - .44 cal. (Maker unknown)  
Colt Revolver Model 1860 Army Revolver (includes fluted cylinder) - .44 cal. (Maker unknown)  
Remington Model 1858 Army Revolver (.44 cal.) – Armi San Marco  
Remington Model 1863 Rifle (aka Zouave) – Dikar S. Coop, Bergara, Spain

### **Dikar S. Coop, Bergara, Spain** (Ceased operations)

Remington Model 1863 Rifle (aka Zouave) – Connecticut Valley Arms

### **Dixie Gun Works**

Colt 1836 Paterson Texas Model, 9" barrel (.36 cal.) – Uberti  
Colt 1836 Paterson Texas Model, 9" barrel (.36 cal.) – F LLI Pietta  
Colt 1848 3rd Model Dragoon (.44 cal.) Uberti  
Colt Model 1851 Navy Revolver (.36 cal.) – F LLI Pietta  
Colt Revolver Model 1860 Army Revolver (.44 cal.) (includes fluted cylinder) – F LLI Pietta  
Dance & Brothers Revolver (.36 cal.) – F LLI Pietta  
Leech & Rigdon Revolver (.36) Uberti  
English Rifle Musket Pattern 1853 (P-53)  
LeMat Revolver (.44 cal.) – F LLI Pietta  
Austrian Lorenz Jaeger Short Rifle, Model 1854 (Jagerstutzen) – Arms Moravia  
Austrian Lorenz Rifle Musket, Type 2, .54 caliber - Pedersoli  
Remington New Model 1858 Army Revolver "Shooter's Model" (.44 cal.) – F LLI Pietta  
Remington New Model S/A Belt Revolver (6.5" bbl, .36 cal.) – F LLI Pietta  
S.C. Robinson Model 1862 (Richmond Sharps, with butt stock sling swivel & flat brass band) – Pedersoli  
Sharps Carbine New Model 1859 (with Patch Box, Saddle Bar & Ring) – Pedersoli  
Sharps Rifle New Model 1859 (with Patch Box) – Pedersoli  
Starr Model 1863 Single Action Revolver (.44 cal.) – F LLI Pietta  
U.S. Musket Model 1816, converted to percussion (drum conversion) – Pedersoli  
U.S. Musket Model 1816, Harpers Ferry, flintlock – Pedersoli  
U.S. Rifle Musket Model 1861 – Miroku (Japan)  
U.S. Rifle Musket Model 1861 – Pedersoli  
U.S. Rifle Musket Model 1863 Type I  
U.S. Rifle Musket Model 1863 Type II, aka "Model 1864"  
Whitney Navy Revolver (.36 cal.) – Palmetto Arms

### **Doyle, Steve**

Marked **SD** on stock

C.S. Fayetteville Rifle, Type 4

## **EIG**

Schneider & Glassick Revolver - .36 cal. only (C.S. copy of a Colt 1851 Navy, with brass frame)

## **Ellis, Will** (Deceased)

Marked **“W”, “E”, or “WE”**

C.S. Richmond Carbine

U.S. Harper's Ferry Rifle Model 1855

U.S. Rifle Musket Model 1855, Type 1

U.S. Rifle Musket Model 1861, shortened to Artillery Model

U.S. Rifle Musket Model 1863, Types I and II, shortened to Artillery Models

## **Erma Werke** (Ceased operations, West Germany)

Gallagher Carbine – Jana International Co.

## **Euroarms of America** (Ceased operations 2011, Italy)

Marked with **“GDG”** intertwined in an oval, with the **“D”** to the left, appears to read **“DGG”**

C.S. Richmond Carbine

C.S. Rifle Musket Model 1855 (CS Richmond)

Colt Model 1851 Navy Revolver - .36 cal.

English Pattern 1858 Naval Rifle (P-58) – Armi San Paulo-GDG

English Pattern 1861 Carbine (Musketoons) – London Armory - GDG

English Rifle Musket Pattern 1853 (P-53) – London Armory - GDG

J.P. Murray & Company Artillery Carbine - GDG

Remington Model 1858 Navy Revolver - .36 cal. - Armi San Paulo-GDG

Remington New Model 1858 Army Revolver - .44 cal. – GDG

Remington Model 1863 Rifle (Zouave Rifle) – Armi San Paulo-GDG

Rogers & Spencer Revolver (.44 cal.) – GDG

U.S. Rifle Model 1841 (Mississippi Rifle) - .54 and .58 cal. - GDG

U.S. Rifle Musket Model 1861 – Armi San Paulo-GDG

U.S. Rifle Musket Model 1863 Type I – dated 1863 - GDG

U.S. Rifle Musket Model 1863 Type II – dated 1864 - GDG

## **F LLI Pietta**

Colt 1836 Paterson Texas Model, 9” barrel (.36 cal.) – F LLI Pietta –Dixie Gun Works

Colt Revolver Model 1851 Navy ‘Yank’ Revolver (.36 cal.) – Dixie Gun Works

Colt Revolver Model 1860 Army Revolver (.44 cal.) (includes fluted cylinder) - Dixie Gun Works

Dance & Brothers Revolver (.36 cal.) – Dixie Gun Works

LeMat Revolver (.44 cal.) – Dixie Gun Works  
Remington New Model 1858 Army Revolver (.44 cal.) ‘Shooter’s Model’ – Dixie Gun Works  
Remington New Model 1858 Army Revolver (.44 cal.) – includes stainless model – Navy Arms  
Remington New Model S/A Belt Revolver (6.5” bbl, .36 cal.) – Dixie Gun Works  
Smith Carbine, Artillery Model (with sling swivels) – Navy Arms  
Smith Carbine, Cavalry Model (with Saddle Bar & Ring) – Navy Arms  
Spiller & Burr Revolver (.36 cal.) – Joan’s Guns & Ammo  
Starr Model 1863 Single Action Revolver (.44 cal.) – Dixie Gun Works

### **Feinwerkbau**

Rogers & Spencer Revolver - .44 cal.

### **Garrett Arms** (Ceased operations)

English Pattern 1861 Carbine (Musketoons)  
Sharps Carbine New Model 1863

### **Gold Rush Arms** (Ceased operations)

*Marked on Barrel w/a **Swan** atop an inverted triangle, w/”VBG” inside the triangle, butt plate also has the same marks along with “V. Bernardelli”*

U.S. Rifle Model 1841 (aka Mississippi Rifle) **Must have ”W” stamped on bolster**

### **Gold Rush Gun Shop** (Ceased operations)

Remington Model 1863 New Army Revolver - .44 cal.

### **Gresham, G. Scott** (Deceased 2008)

*Marked **SG** in an **Oval** on the left stock flat*

C.S. Rifle Fayetteville Rifle

### **Gubert, Kurt** (Ceased operations)

*Marks unknown*

Lorenz Jaeger Short Rifle, Model 1854 (Jagerstutzen)

### **Gun Trader**

*Marked **GT** on stock and barrel*

C.S. Macon Armory, Type 1, (Shortened U.S. Model 1842 Smoothbore)

### **Haack & Vikar** (Ceased operations)

*Marked **H&V***

C.S. Richmond Carbine

C.S. Fayetteville Rifle

C.S. Richmond Rifle Musket shortened to “Artillery Model”

U.S. Harper’s Ferry Rifle Model 1855

U.S. Rifle Musket Model 1855 Type I, shortened to "Artillery Model"  
Whitney "Flush Lock" Short Rifle  
Whitney Militia Rifle Type 2

### **Hahn, Charles**

*Marked "HAHN" on stock*

U.S. Model 1851 Cadet, smoothbore musket  
U.S. Model 1851 Cadet, rifled-musket

### **Harpers Ferry Arms Company** (Mark Corrigan, ceased operations)

Maynard Carbine, Model 2 – dated 1976 or later  
U.S. Rifle Musket Model 1861

### **Hawes** (Ceased operations)

Remington Model 1858 Navy Revolver - .36 cal.  
Remington New Model 1858 Army Revolver - .44 cal.

### **Hege**

Remington Model 1863 New Army Revolver - .44 cal.  
Remington New Model 1858 Army Revolver - .44 cal.

### **Henry Repeating Arms Co.** (American made)

Henry Rifle – 24" barrel – Brass or Iron Frame, Civilian Model - .44-40 & .45 LC

### **Hubbard, Robert** (Deceased)

*Marks unknown*

U.S. Rifle Musket Model 1861  
U.S. Rifle Musket Model 1863 Type I  
U.S. Rifle Musket Model 1863 Type II

### **I.A.B.**

Sharps Carbine New Model 1863, no patch box

### **James River Armory** (Ceased operations)

*Marked "JRA" on stock*

C.S. Macon Armory (shortened U.S. Model 1842) Smoothbore Type I – 30" bbl., .69 cal.  
C.S. Richmond Carbine – Richmond Lock, new production  
C.S. Richmond Carbine – Springfield Lock Type 1, battlefield salvaged  
C.S. Richmond Cavalry Musketoon (Shortened U.S. Model 1842) Smoothbore .69 cal.

C.S. Richmond Short Rifle (Mounted Infantry) "From old parts"  
C.S. Richmond Short Rifle (Mounted Infantry) Type 1  
C.S. Richmond Short Rifle (Mounted Infantry) Type 2  
C.S. Fayetteville Rifle Type 2  
C.S. Fayetteville Rifle Type 4  
C.S. Fayetteville Rifle Type 4 Transitional  
C.S. Rifle Musket Model 1855 (CS Richmond) Type I  
C.S. Rifle Musket Model 1855 (CS Richmond) Type II  
English Pattern 1853 Rifle Musket (P-53) – Class II Arm as exported  
English Pattern 1853 Rifle Musket (P-53) – J.P. Moore  
English Pattern 1853 Rifle Musket (P-53) – Robbins & Lawrence  
English Pattern 1853 Royal Marine Artillery Rifle  
English Pattern 1856 Cavalry Carbine – Swivel Ramrod and Saddle Bar  
English Pattern 1856 Rifle (P-56)  
English Pattern 1858 Naval Rifle (P-58)  
Remington Model 1863 Rifle (Zouave Rifle)  
U.S. Rifle Model 1841 (Mississippi) – Mounted Infantry, .54 cal. only  
U.S. Rifle Model 1841 (Mississippi) Type E - .58 cal.  
U.S. Rifle Model 1841 (Mississippi) Type F - .58 cal.  
U.S. Rifle Model 1855 Type I  
U.S. Rifle Model 1855 Type II  
U.S. Rifle Model 1855 Type IV  
U.S. Rifle Musket Model 1855 Type I  
U.S. Rifle Musket Model 1855 Type II  
U.S. Rifle Musket Model 1861  
U.S. Rifle Musket Model 1863 Type I  
U.S. Rifle Musket Model 1863 Types I and II, shortened to "Artillery Model" – SN & WTC for Mass.  
Whitney Militia Rifle Type 1  
Whitney Militia Rifle Type 2  
William Glaze Palmetto Model 1842 Musket (smoothbore)

**Jana International Company** (Ceased operations)

Gallagher Carbine – Erma Werke

**Joan's Guns & Ammo** (Ceased operations)

Spiller & Burr Revolver (.36 cal.) – Pietta

**LaGoe, Tom**

*Marks unknown*

C.S. Richmond Carbine

C.S. Rifle Model 1855 (Fayetteville Rifle)

### **London Armory Company** (Ceased operations)

English Pattern 1858 Naval Rifle (P-58) – GDG - Armi San Paulo for Euroarms

English Pattern 1861 Carbine (Musketoons) – Euroarms

### **Lost River Arms** (Ceased operations)

Remington Model 1858 Navy Revolver - .36 cal.

Remington New Model 1858 Army Revolver - .44 cal.

### **Lyman** (Ceased operations)

Remington Model 1858 Navy Revolver - .36 cal. - Armi San Paulo GDG

Remington New Model 1858 Army Revolver - .44 cal. Armi San Paulo GDG

### **McCarthy, Wm.**

J.H. Merrill Carbine, Type 2 Transitional (Type 2 catch release & patch box)

J.H. Merrill Rifle, Last Type, all brass fittings (Type 2 catch release & patch box)

### **Miroku, Japan** (Ceased operations)

U.S. Rifle Musket Model 1861 – Dixie Gun Works

U.S. Rifle Musket Model 1863, Type II

### **Navy Arms**

Colt Model 1836 Paterson Revolver (.36 cal.)

Colt Model 1851 Navy Revolver “Yank” (.36 cal.)

Colt Model 1860 Army Revolver (.44 cal.) Uberti

Colt Model 1861 Navy Revolver (.36 cal.) Uberti

Colt Model 1862 Pocket Police Revolver (.36 cal.) Uberti

Griswold & Gunnison Revolver, “Reb”, (.36 cal.) – Uberti

Henry Rifle – 24” barrel – Iron or Brass Frame - .44-40 or .45 LC cal. – Uberti

J.P. Murray & Co. Artillery Carbine – Antonio Zoli & Co.

Remington Model 1858 Navy Revolver (.36 cal.)

Remington New Model 1858 Army Revolver (.44 cal.) – Pietta, includes stainless models

Remington New Model 1858 Army Revolver (.44 cal.) – Uberti, includes stainless models

Remington Model 1863 New Army Revolver (.44 cal.)

Remington Model 1863 Rifle (Zouave) – Antonio Zoli & Co.

Smith Carbine, Artillery Model (with Sling Swivels) – F LLI Pietta

Smith Carbine, Cavalry Model (with Saddle Bar & Ring) – F LLI Pietta

U.S. Rifle Model 1841 (Mississippi) – Antonio Zoli & Co. (Imported configuration only)

U.S. Rifle Musket Model 1863, Type II - Miroku

### **Nicodemus, Edward**

Marked “EN” on stock

U.S. Rifle Model 1855

**Nixon, Thomas E.**

*Marked TEN in an oval on the stock.*

C.S. Rifle Musket Model 1855 (CS Richmond)

English Rifle Musket Pattern 1853 (P-53)

Remington Model 1863 Rifle (Zouave Rifle)

U.S. Rifle Model 1841 (Mississippi) Mounted Infantry, .54 cal. only

U.S. Rifle Model 1841 (Mississippi) Type D - .54 and .58 cal.

U.S. Harper's Ferry Rifle Model 1855 (All 5 Types)

U.S. Model 1855 Rifle Musket cut down to "Artillery Model", (All 3 types)

U.S. Rifle Musket Model 1855 (All 3 Types)

U.S. Rifle Musket Model 1863 Type I

U.S. Rifle Musket Model 1863 Type II (aka M-1864)

Whitney Militia Rifle Type 2

Whitney Rifle Musket Model 1855

**Palmetto Arms** (Ceased operations)

Whitney Navy Revolver (.36 cal.) – Dixie Gun Works

**Parker-Hale, Ltd., Made in England** (Ceased operations)

English Pattern 1858 Naval Rifle (P-58)

English Pattern 1861 Artillery Musketoons

English Rifle Musket Pattern 1853 (P-53)

**Pedersoli**

Harper's Ferry Model 1805 Pistol, perc. drum conv., .54 cal., smooth bore, DGW/D.P & C. (05-15)

Harper's Ferry Model 1805 Pistol Kit, perc. drum conv., .54 cal., smooth bore, SAC/DGW (10-15)

Remington Target Model 1863 Army Revolver, cal. 44, (Submitted by SAC , 05-14)

S.C. Robinson Model 1862 Carbine (Richmond Sharps), w/butt stock sling swivel & flat brass barrel

band – Dixie Gun Works

Sharps Carbine New Model 1859 – Dixie Gun Works (with patch box, saddle bar & ring)

Sharps Rifle New Model 1859 – Dixie Gun Works (with patch box)

U.S. Musket Model 1816, converted to percussion (drum conversion) – Dixie Gun Works

U.S. Musket Model 1816, Harpers Ferry, Flintlock – Dixie Gun Works

U.S. Rifle Model 1841 (Mississippi), .54 & .58 caliber

U.S. Rifle Musket Model 1861 – Dixie Gun Works

Remington Model 1863 Rifle (Zouave) - SAC

C.S. Cook & Bro. Athens GA, Artillery Musketoons, .58 cal. DGW/D.P. & C.

C.S. Cook & Bro. Athens GA, Rifle, .58 cal. DGW/D.P. & C. (05-15)  
C.S. Richmond Rifle Musket – 1862, Low Hump Lock  
Austrian Lorenz Rifle Musket, Type 2, .54 caliber (DGW)  
English Rifle Musket Pattern 1853 (P-53), Birmingham Type  
English Pattern 1858 Naval Rifle (P-58), Birmingham Type  
English Pattern 1861 Artillery Musketoone, Birmingham Type

**Ramshorn, LLC** (Ceased operations, 2013)

Maynard Carbine Model 2 – John M. Stuard (deceased, 02- 2013)

**Ranson Italia** (Ceased operations)

U.S. Remington Model 1863 Rifle (Zouave Rifle)

**Replica Arms Company** (Ceased operations)

Colt Revolver, Model 1836 “Paterson” - .36 cal.  
Colt Revolver, Model 1848 2<sup>nd</sup> Model Dragoon - .44 cal.  
Colt Revolver, Model 1851 Navy - .36 cal.  
Colt Revolver, Model 1860 Army (includes fluted cylinder) - .44 cal. (Uberti)

**Richland Arms Company** (Ceased operations)

Whitney Navy Revolver - .36 cal.

**Rifle Shoppe**

*Marked “TRS”*

C.S. Morse Carbine, .50 cal. (CL2/SS Carbine) T. Kirkpatrick for Rifle Shoppe

**Rigarini-Brescia**

Remington, New Model 1858 Army Revolver - .44 cal.

**Romano, L. Rifle Company (LRRCO)**

*Marked “LRRCO”*

Ballard Rifle, Ball & Williams Ky. Half-Stock Rifle (.44-40 only)  
C.S. Keen, Walker & Co. Carbine, aka “Perry/Maynard”  
C.S. Pulaski Armory Rifle, Tenn., .54 cal.  
C.S. Carbine, Tarpley, Greensboro, N.C., .50 cal.  
C.S. Rifle, Tyler Texas Hill Rifle, .58 cal.  
Maynard Carbine, Model 1 – 20” & 26” barrel (.36 and .50 cal.)  
Maynard Carbine, Model 2 – 20” barrel, .50 cal. only  
Spencer Carbine Model 1860 - .56-50 cal. only  
Spencer Rifle Model 1860 - .56-50 cal. only

## **S & S Firearms**

*Marked S&S on left side of barrel above wood line*

C.S. Richmond Carbine

U.S. Rifle Musket Model 1855 Type I

## **Santa Barbara, Spain** (Ceased operations)

Remington Model 1863 New Army Revolver - .44 cal.

## **Sheetz, Daniel R.**

*Marked "Daniel R. Sheetz"*

Maynard Carbine, Model 1 – 20" & 26" barrel (.36 and .50 cal.)

## **Shiloh Products**

*Early Farmingdale products are marked with an "S" on bottom of receiver*

S.C. Robinson Model 1862 Carbine (Richmond Sharps)

Sharps Carbine New Model 1859, with Saddle Bar & Ring, with Patch Box

Sharps Carbine New Model 1863, with Saddle Bar & Ring, without Patch Box

Sharps Rifle New Model 1863 - .50 and .54 cal., with Patch Box

## **Sile Distributing Company** (Ceased operations)

Sharps Carbine New Model 1863, with Saddle Bar & Ring, without Patch Box

## **Spencer Repeating Arms Inc.** (Ceased operations)

Spencer Carbine Model 1860

## **Springfield Firearms Corporation** (Ceased operations)

U.S. Rifle Musket Special Model 1861 (Colt Model)

## **Stuard, John** (Deceased, 02-2012)

*Marked Ramshorn. LLC*

Maynard Carbine Model 2 – Ramshorn. LLC

## **Taylor's & Company**

C.S. Rifle Musket Model 1855 (CS Richmond) – ArmiSport

English Pattern 1858 Naval Rifle (P-58) – ArmiSport

English Rifle Musket Pattern 1853 (P-53) – ArmiSport

Remington Model 1863 Rifle (Zouave Rifle) – ArmiSport

Remington New Model 1858 Army Revolver (.44 cal.) – Uberti

Sharps Carbine New Model 1859 – ArmiSport, with Patch Box, Saddle Bar & Ring

Sharps Carbine New Model 1863 – ArmiSport, with Saddle Bar & ring, no Patch Box

Sharps Rifle New Model 1859 – ArmiSport, with Patch Box  
Spencer Carbine Model 1865 (.56-50 cal. only) – ArmiSport  
U.S. Musket Model 1842 – ArmiSport, includes Civil War Sesquicentennial model marked “AC” only  
U.S. Rifle Musket Model 1855 Type I – ArmiSport  
U.S. Rifle Musket Model 1861 – ArmiSport  
U.S. Rifled Musket Model 1842 – ArmiSport , Marked “AC” (ArmiSport Chiappa)  
U.S. Short Rifled Musket Model 1842 (Fremont Special) –Marked “AC” (ArmiSport Chiappa)

## **Tri L**

*Marks unknown*

Remington New Model 1858 Army Revolver - .44 cal

## **Uberti Arms**

Griswold & Gunnison Revolver (round bbl., .36 cal., brass frame) – Navy Arms “REB”  
Henry Rifle – 24” barrel – Iron or Brass Frame - .44-40 or .45 LC cal.  
Remington 1861 Navy Revolver, (.36 cal., 7.5” Bbl.) – (SAC)  
Remington New Model 1858 Army Revolver (.44 cal.) – Taylor’s & Co.  
Colt 1836 Paterson Revolver (.36 cal.) – Navy Arms  
Colt 1836 Paterson Texas Model, 9” barrel (.36 cal.) Dixie Gun Works  
Colt 1847 Walker Revolver (.44 cal.) – Replica Arms  
Colt 1848 2<sup>nd</sup> Model Dragoon Revolver (.44 cal.) – Replica Arms  
Colt 1848 3rd Model Dragoon Revolver (.44 cal.) Dixie Gun Works  
Colt 1851 Navy Revolver (.36 cal.) – Replica Arms  
Colt 1860 Army (.44 cal.) Replica Arms, Navy Arms  
Colt 1861 Navy (.36 cal., 7.5” Bbl.), Navy Arms  
Colt Model 1862 Pocket Police Revolver (.36 cal.) – Navy Arms  
Leech & Rigdon Revolver (.36 cal.) Dixie Gun Works

## **Western Arms** (Ceased operations)

Colt Model 1860 Army Revolver Type 3 (includes fluted cylinder) - .44 cal.  
Remington New Model S/A Belt Revolver – 6.5” bbl, .36 cal.

## **Witloe Precision Company** (Ceased operations)

Remington New Model 1858 Army Revolver (.44 cal.) – “Grant” iron frame  
\*Remington New Model 1858 Army Revolver (.44 cal.) – “Lee” brass frame

**\*NOTE: This is the only brass frame Remington revolver allowed by the N-SSA**

**Yeck Antique Firearms** (Ceased operations)

*Marked YAF in an oval on the stock.*

C.S. Rifle Musket Model 1855 (CS Richmond)

Smith Carbine

U.S. Rifle Musket Model 1861

U.S. Rifle Musket Model 1863 Type I

U.S. Rifle Musket Model 1863 Type II

**Zimmerman, John G.**

*Marked JGZ in an oval on the stock, sometimes also on bbl..*

C.S. Richmond Cavalry Carbine – Shortened US M-1842, smoothbore, .69 cal.

C.S. Richmond Carbine – C.S. Richmond or U.S. Springfield 1861 lock plate

C.S. Rifle Model 1860 (Cook & Brother, New Orleans)

U.S. Harper's Ferry Rifle Model 1855 Type I

U.S. Rifle Musket Model 1855 Type II (1861 date)

U.S. Rifle Musket Model 1861

U.S. Rifle Musket Model 1861, shortened to "Artillery Model", 33" bbl.

U.S. Short Rifled Musket Model 1842 (Fremont Special Model)